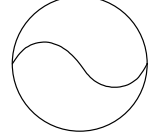
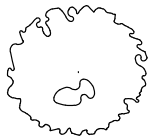

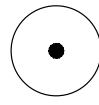

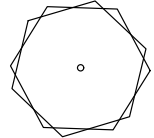
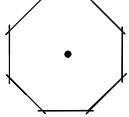
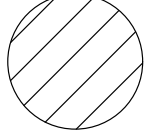
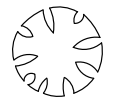













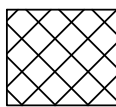
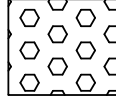



PLANT LIST:

| SYM. | # | LATIN NAME/ COMMON NAME | SIZE | SPACING |
|---|----|--|--------|-----------|
| SHRUBS | | | | |
|  | 23 | Abelia x chinensis 'Rose Creek' Rose Creek Abelia | 2 gal. | 3' o.c. |
|  | 6 | Caryopteris x clandonensis Bluemist | 2 gal. | 3' o.c. |
|  | 65 | Mahonia aquifolium 'Compacta' Compact Oregon Grape | 2 gal. | 4' o.c. |
|  | 27 | Nandina domestica 'Fire Power' Fire Power Heavenly Bamboo | 2 gal. | 2' o.c. |
|  | 54 | Nandina domestica 'Gulf Stream' Gulf Stream Heavenly Bamboo | 2 gal. | 3' o.c. |
|  | 12 | Potentilla fruticosa 'Goldfinger' Goldfinger Shrubby Cinquefoil | 2 gal. | 3' o.c. |
|  | 16 | Spiraea betulifolia var lucida Western Birchleaf Spirea | 2 gal. | 2.5' o.c. |
|  | 29 | Spiraea x bum. "Goldmound" Goldmound Spirea | 2 gal. | 3' o.c. |
|  | 48 | Teucrium chamaedrys Wall Germander | 1 gal. | 2' o.c. |
|  | 17 | Viburnum davidii David Viburnum | 2 gal. | 3' o.c. |

| SYM. | # | LATIN NAME/ COMMON NAME | SIZE | SPACING |
|---|---|--|----------|-----------|
| PERENNIALS | | | | |
|  | 78 | Bergenia 'Spring Fling' Spring Fing Pigsqueak | 1 gal. | 1' o.c. |
|  | 48 | Calluna vulgaris 'Firefly' Firefly Heather | 1 gal. | 1' o.c. |
|  | 34 | Campanula c. 'Blue Clips' Blue Clips Bellflower | 1 gal. | 1' o.c. |
|  | 10 | Delospermum 'Wheels of Wonder' Ice Plant 'Wheels of Wonder' | 1 gal. | 1' o.c. |
|  | 62 | Dianthus 'Firewitch' Firewitch Carnation | 1 gal. | 1' o.c. |
|  | 37 | Euphorbia 'Blackbird' Blackbird Spurge | 1 gal. | 1.5' o.c. |
|  | 20 | Helianthemum 'Ben Fhada' Ben Fhada Rock Rose | 1 gal. | 1' o.c. |
|  | 49 | Iberis semp. 'Purity' Purity Candytuft | 1 gal. | 1' o.c. |
|  | 6 | Salvia officianalis 'Purpurescens' Purple Sage | 1 gal. | 1.5' o.c. |
|  | 11 | Sedum spath. 'Cape Blanco' Cape Blanco Stonecrop | 1 gal. | 1.5' o.c. |
| GRASSES | | | | |
|  | 55 | Carex morrowi 'Ice Dance' Ice Dance Sedge | 1 gal. | 2' o.c. |
|  | 55 | Carex oshimensis 'Evergold' Evergreen Sedge | 1 gal. | 1.5' o.c. |
| GROUNDCOVERS | | | | |
|  | 15 | Arctostaphylos uva-ursi Kinnikinnik | 1 gal. | 3' o.c. |
|  | 15 | Rubus calcynoides "Emerald Carpet" Emerald Carpet Bramble | 1 gal. | 3' o.c. |
| ANNUALS | | | | |
|  | 358 | Viola x wittrockiana Winter Pansy Colors: Yellow, Red, White in equal proportions. | 4" pots | 9" o.c. |
| BULBS INTER-PLANTED IN ANNUALS AND GROUND COVER AREAS | | | | |
| 800 | Crocus Hokus Hokus Crocus | bulbs | 5 per sf | |
| 1000 | Galanthus nivalis Snowdrops | bulbs | 6 per sf | |
| 700 | Narcissus 'Tete a Tete' Tete a Tete Daffodil | bulbs | 4 per sf | |

CLEMENT WALSH LANDSCAPE ARCHITECT
 Address: 1225 18th Street West Linn OR 97088 Phone: 503-726-6700
 Email: clement@clementwalsh.com Website: www.clementwalsh.com

OVERALL PLANT LIST

WILLAMETTE FALLS DRIVE

 WEST LINN OR

| REVISIONS | |
|----------------|----------|
| | |
| | |
| | |
| | |
| | |
| | |
| | |
| | |
| | |
| | |
| | |
| DATE: 09-22-20 | |
| DWN: CW | CHK: L.O |

PLANTING PLANS

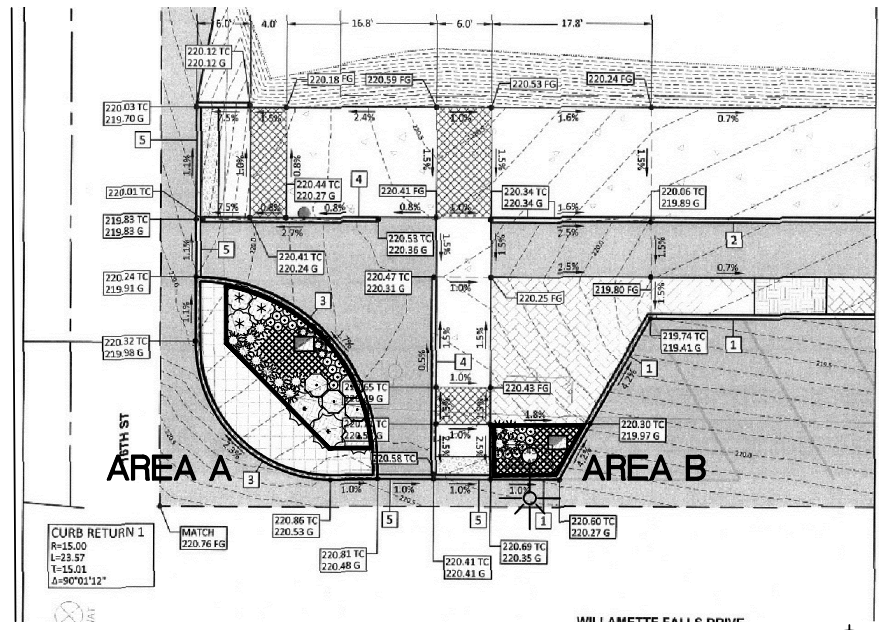
WILLAMETTE FALLS DRIVE
 WEST LINN OR

REVISIONS

| NO. | DATE | DESCRIPTION |
|-----|------|-------------|
| | | |
| | | |
| | | |
| | | |
| | | |
| | | |
| | | |
| | | |
| | | |

DATE: 09-22-20

DWN: CW CHK: L.1

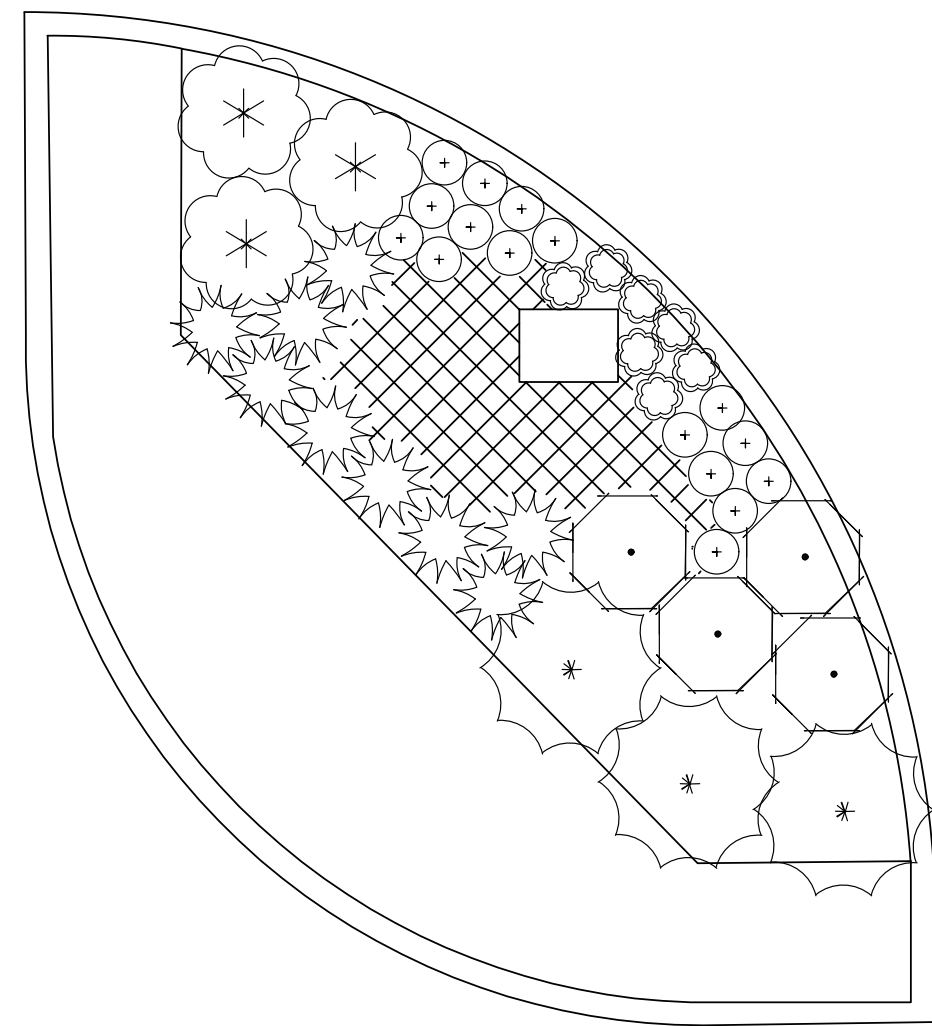


PLANTING AREA LOCATIONS FROM SHEET DC01

SCALE 1" = 20'-0"

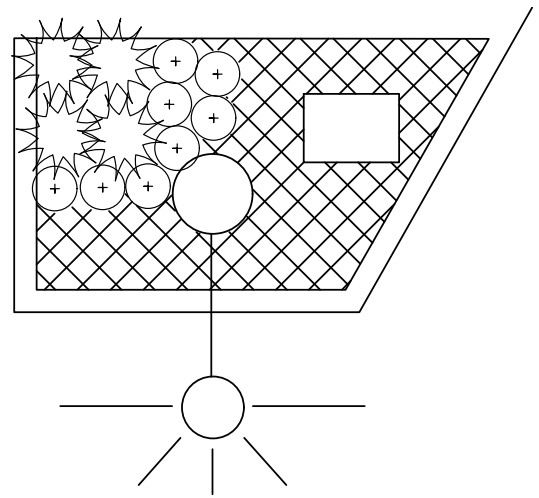
PLANT LIST:

| SYM. | # | LATIN NAME/ COMMON NAME | SIZE | SPACING |
|--|-----|--|--------|-----------|
| SHRUBS | | | | |
| | 3 | Mahonia aquifolium 'Compacta' Compact Oregon Grape | 2 gal. | 4' o.c. |
| | 4 | Spiraea betulifolia var lucida Western Birchleaf Spirea | 2 gal. | 2.5' o.c. |
| | 3 | Viburnum davidii David Viburnum | 2 gal. | 3' o.c. |
| PERENNIALS | | | | |
| | 24 | Bergenia 'Spring Fling' Spring Fling Pigsqueak | 1 gal. | 1' o.c. |
| | 7 | Campanula c. 'Blue Clips' Blue Clips Bellflower | 1 gal. | 1' o.c. |
| GRASSES | | | | |
| | 13 | Carex morrowi 'Ice Dance' Ice Dance Sedge | 1 gal. | 2' o.c. |
| GROUNDCOVER/BULBS INTER-PLANTED | | | | |
| | 7 | Arctostaphylos uva-ursi Kinnikinnik | 1 gal. | 3' o.c. |
| | 114 | Crocus 'Hokus' Hokus Crocus | bulbs | 8 per sf |
| | 135 | Galanthus nivalis Snowdrops | bulbs | 10 per sf |
| | 104 | Narcissus 'Tete a Tete' Tete a Tete Daffodils | bulbs | 4 per sf |



PLANTING AREA A

SCALE 1/4" = 1'-0"

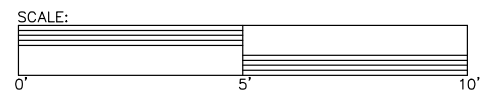


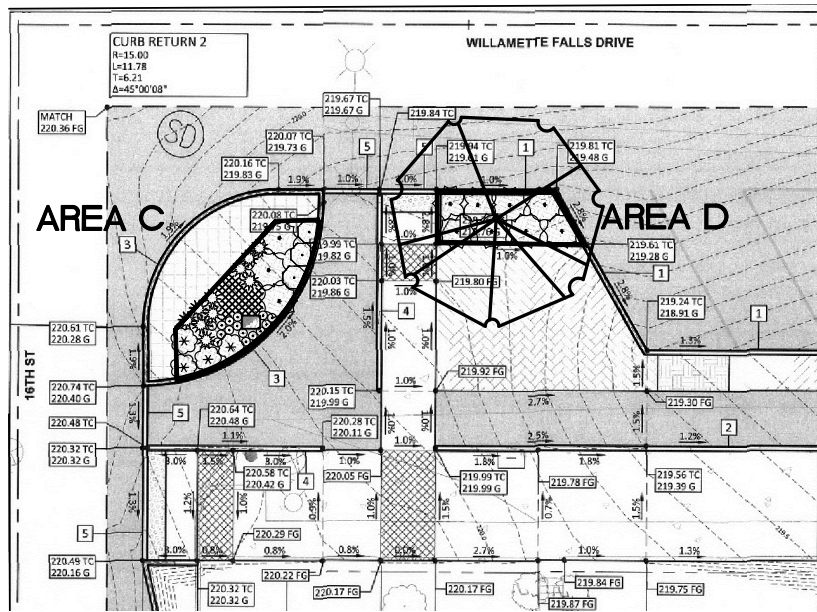
PLANTING AREA B

SCALE 1/4" = 1'-0"

GENERAL NOTES

- Contractor is to:
 - modify existing irrigation system as needed to provide full coverage for all plant material. System is to be designed/built by Landscape Contractor.
 - notify City of West Linn of any site changes that may be detrimental to plant health or cause future problems.
 - verify that all plants are fully foliated, well branched and true to form.
- Contractor is to:
 - verify all plant quantities.
 - adjust plantings in the field as necessary.





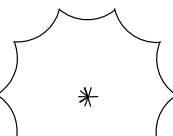
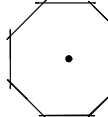

PLANTING AREA LOCATIONS FROM SHEET DC02

SCALE 1" = 20'-0"

PLANT LIST:

| SYM. | # | LATIN NAME/ COMMON NAME | SIZE | SPACING |
|------|---|-------------------------|------|---------|
|------|---|-------------------------|------|---------|


SHRUBS

| | | | | |
|---|----|--|--------|-----------|
|  | 11 | Mahonia aquifolium 'Compacta' Compact Oregon Grape | 2 gal. | 4' o.c. |
|  | 3 | Spiraea betulifolia var lucida Western Birchleaf Spirea | 2 gal. | 2.5' o.c. |
|  | 4 | Viburnum davidii David Viburnum | 2 gal. | 3' o.c. |


PERENNIALS

| | | | | |
|---|----|---|--------|---------|
|  | 15 | Bergenia 'Spring Fling' Spring Fling Pigsqueak | 1 gal. | 1' o.c. |
|---|----|---|--------|---------|

GRASSES

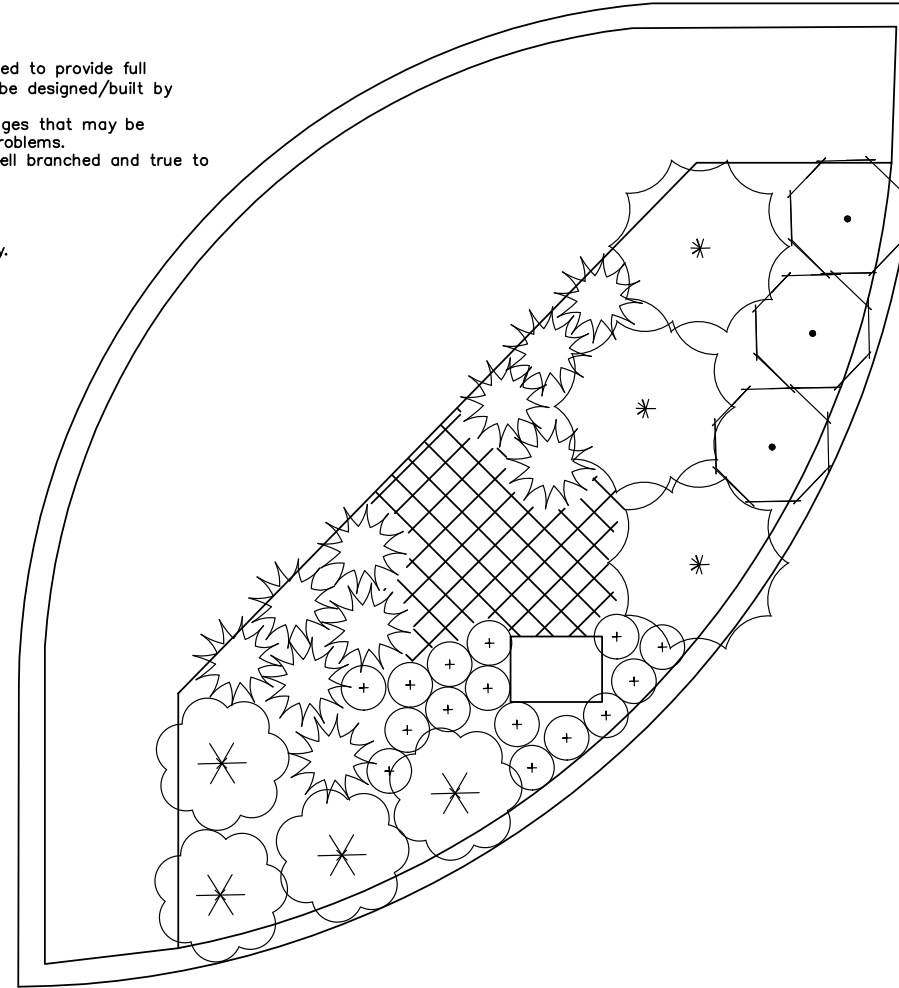
| | | | | |
|---|----|--|--------|---------|
|  | 10 | Carex morrowi 'Ice Dance' Ice Dance Sedge | 1 gal. | 2' o.c. |
|---|----|--|--------|---------|

GROUNDCOVER/BULBS INTER-PLANTED

| | | | | |
|---|----|--|--------|-----------|
|  | 3 | Arctostaphylos uva-ursi Kinnikinnik | 1 gal. | 3' o.c. |
| | 45 | Crocus 'Hokus' Hokus Crocus | bulbs | 8 per sf |
| | 55 | Galanthus nivalis Snowdrops | bulbs | 10 per sf |
| | 32 | Narcissus 'Tete a Tete' Tete a Tete Daffodils | bulbs | 4 per sf |

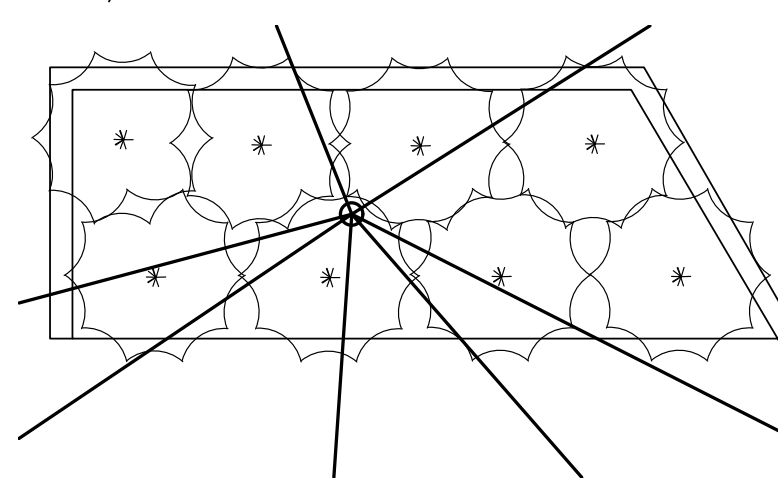
GENERAL NOTES

- Contractor is to:
 - modify existing irrigation system as needed to provide full coverage for all plant material. System is to be designed/built by Landscape Contractor.
 - notify City of West Linn of any site changes that may be detrimental to plant health or cause future problems.
 - verify that all plants are fully foliated, well branched and true to form.
- Contractor is to:
 - verify all plant quantities.
 - adjust plantings in the field as necessary.



PLANTING AREA C

SCALE 1/4" = 1'-0"



PLANTING AREA D

SCALE 1/4" = 1'-0"



CLEMENT WALSH LANDSCAPE ARCHITECT
 Address: 1225 13th Street West Linn OR 97008 Phone: 503-728-6760
 Email: clement@clementwalsh.com Website: www.clementwalsh.com

PLANTING PLANS

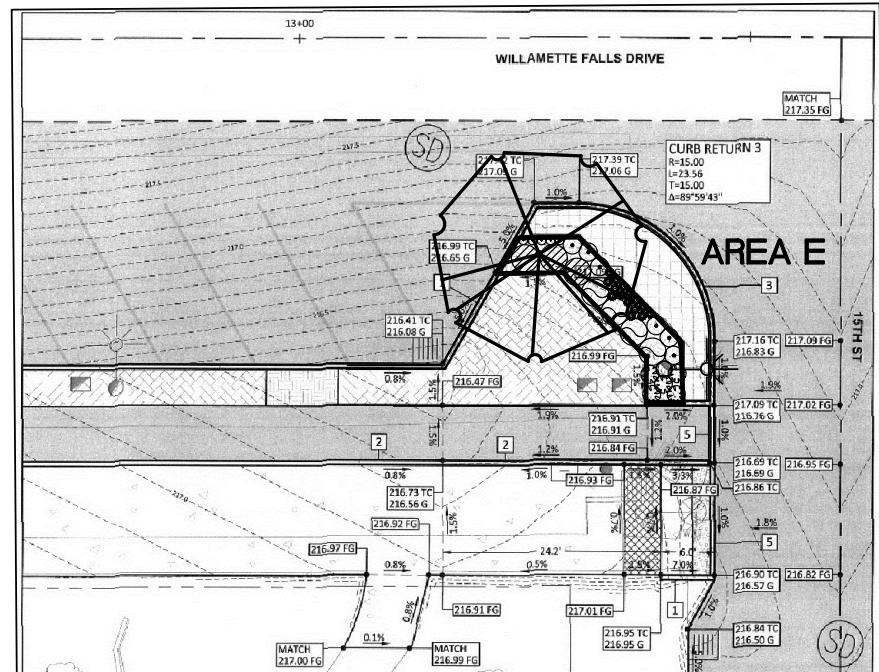
WILLAMETTE FALLS DRIVE
 WEST LINN OR

REVISIONS

| NO. | DATE | DESCRIPTION |
|-----|------|-------------|
| | | |
| | | |
| | | |
| | | |
| | | |
| | | |
| | | |
| | | |
| | | |

DATE: 09-22-20

DWN: CW CHK: L.2

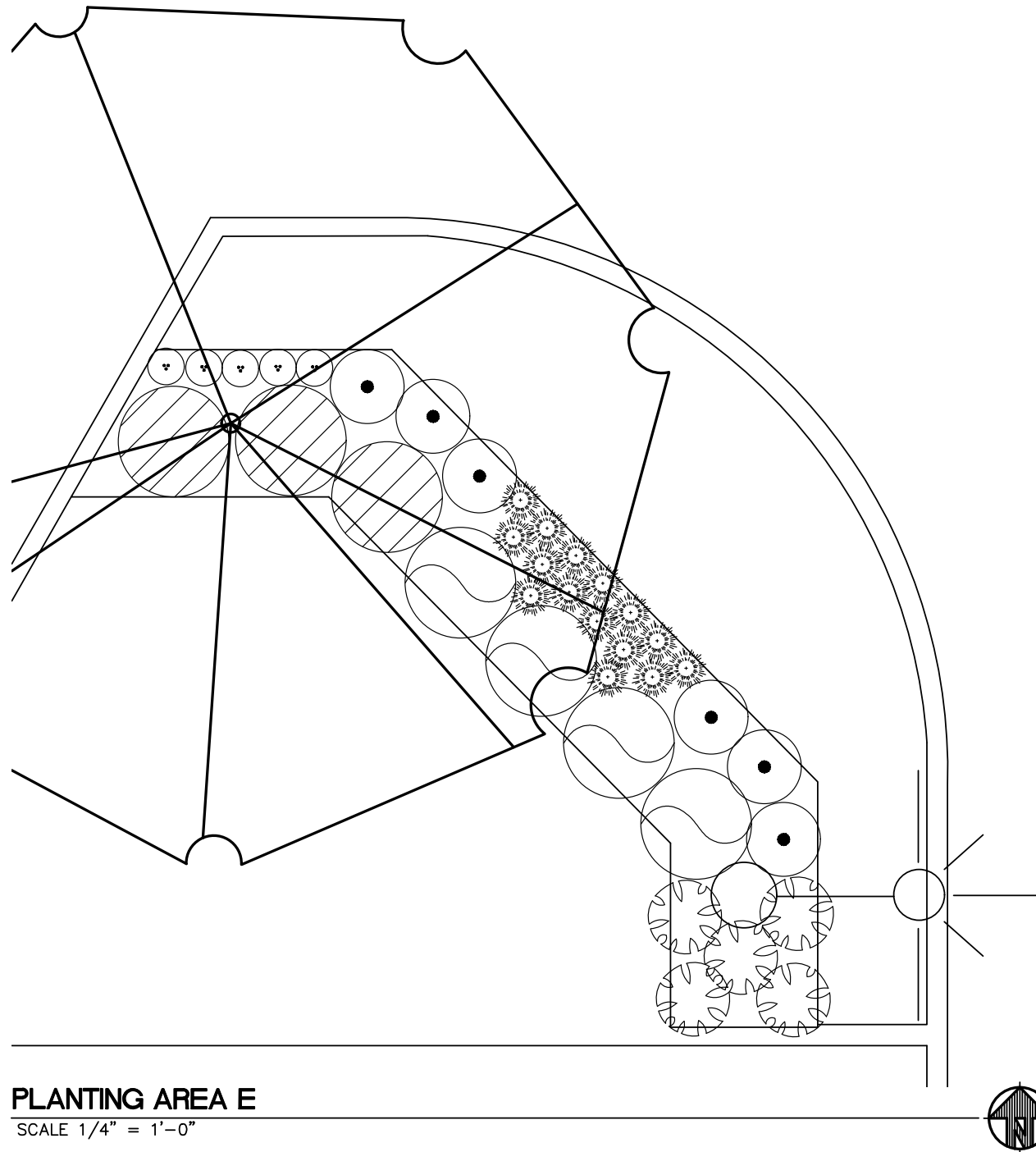


PLANTING AREA LOCATIONS FROM SHEET DC03

SCALE 1" = 20'-0"

PLANT LIST:

| SYM. | # | LATIN NAME/ COMMON NAME | SIZE | SPACING |
|-------------------|----|--|--------|---------|
| SHRUBS | | | | |
| | 4 | Abelia x grandiflora 'Kaleidoscope' Kaleidoscope Abelia | 2 gal. | 3' o.c. |
| | 6 | Nandina domestica 'Fire Power' Fire Power Heavenly Bamboo | 2 gal. | 2' o.c. |
| | 3 | Spiraea x bum. "Goldmound" Goldmound Spirea | 2 gal. | 3' o.c. |
| | 5 | Teucrium chamaedrys Wall Germander | 1 gal. | 2' o.c. |
| PERENNIALS | | | | |
| | 15 | Dianthus 'Firewitch' Firewitch Carnation | 1 gal. | 1' o.c. |
| | 5 | Iberis semp. 'Purity' Purity Candytuft | 1 gal. | 1' o.c. |



PLANTING AREA E

SCALE 1/4" = 1'-0"

GENERAL NOTES

1. Contractor is to:
 - a. modify existing irrigation system as needed to provide full coverage for all plant material. System is to be designed/built by Landscape Contractor.
 - b. notify City of West Linn of any site changes that may be detrimental to plant health or cause future problems.
 - c. verify that all plants are fully foliated, well branched and true to form.
2. Contractor is to:
 - a. verify all plant quantities.
 - b. adjust plantings in the field as necessary.



CLEMENT WALSH LANDSCAPE ARCHITECT
 Address: 1225 13th Street West Linn OR 97088 Phone: 503-728-6760
 Email: clement@clementwalsh.com Website: www.clementwalsh.com

PLANTING PLANS

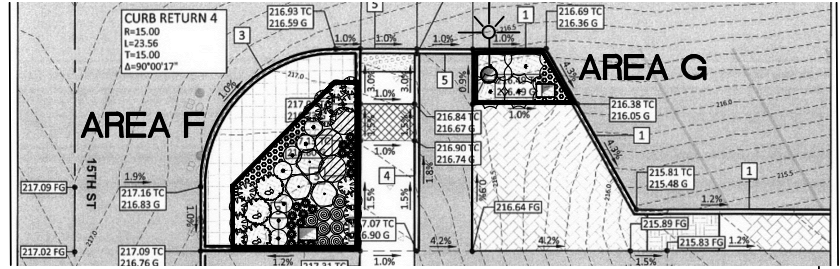
WILLAMETTE FALLS DRIVE
 WEST LINN OR

REVISIONS

| NO. | DESCRIPTION |
|-----|-------------|
| | |
| | |
| | |
| | |
| | |
| | |
| | |
| | |
| | |
| | |

DATE: 09-22-20

DWN: CW CHK: L.3



PLANTING AREA LOCATIONS FROM SHEET DC04

SCALE 1" = 20'-0"



GENERAL NOTES

1. Contractor is to:
 - a. modify existing irrigation system as needed to provide full coverage for all plant material. System is to be designed/built by Landscape Contractor.
 - b. notify City of West Linn of any site changes that may be detrimental to plant health or cause future problems.
 - c. verify that all plants are fully foliated, well branched and true to form.
2. Contractor is to:
 - a. verify all plant quantities.
 - b. adjust plantings in the field as necessary.

PLANT LIST:

| SYM. | # | LATIN NAME/ COMMON NAME | SIZE | SPACING |
|------|---|-------------------------|------|---------|
|------|---|-------------------------|------|---------|

SHRUBS

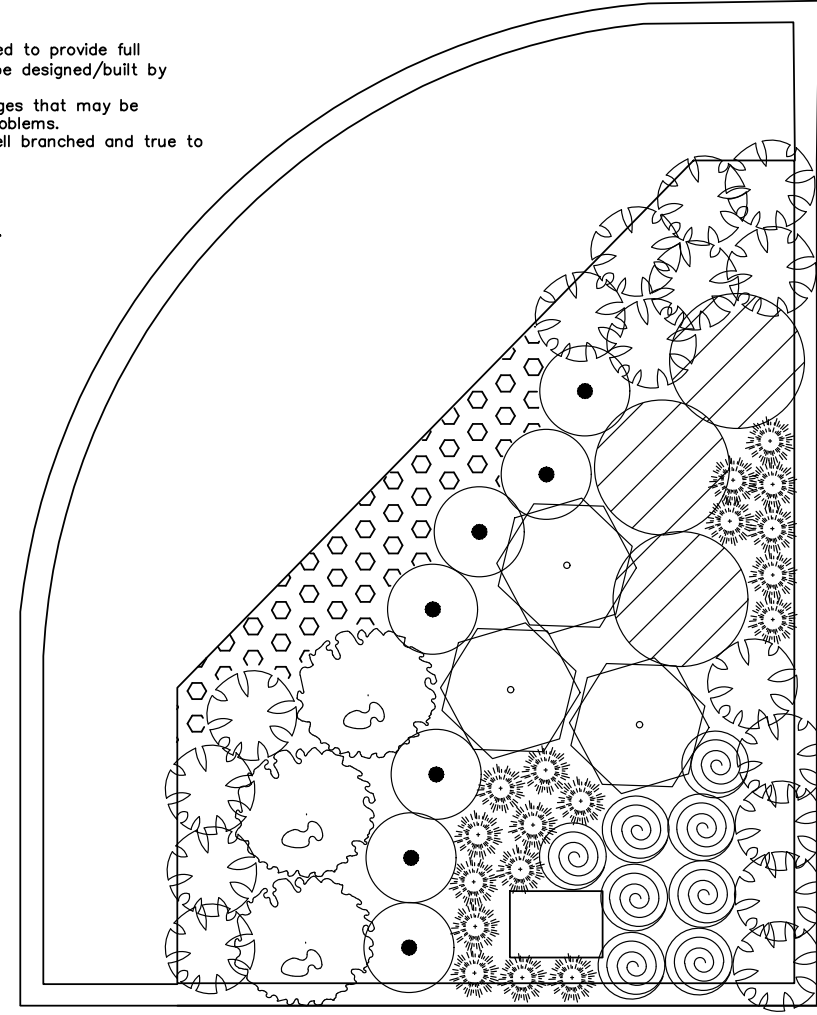
| | | | | |
|--|----|--|--------|---------|
| | 7 | Nandina domestica 'Fire Power' Fire Power Heavenly Bamboo | 2 gal. | 2' o.c. |
| | 3 | Caryopteris x clandonensis Bluemist | 2 gal. | 3' o.c. |
| | 4 | Mahonia aquifolium 'Compacta' Compact Oregon Grape | 2 gal. | 4' o.c. |
| | 3 | Potentilla fruticosa 'Goldfinger' Goldfinger Shrubby Cinquefoil | 2 gal. | 3' o.c. |
| | 16 | Teucrium chamaedrys Wall Germander | 1 gal. | 2' o.c. |
| | 3 | Spiraea x bum. "Goldmound" Goldmound Spirea | 2 gal. | 3' o.c. |

PERENNIALS

| | | | | |
|--|----|---|--------|-----------|
| | 18 | Dianthus 'Firewitch' Firewitch Carnation | 1 gal. | 1' o.c. |
| | 8 | Sedum spath. 'Cape Blanco' Cape Blanco Stonecrop | 1 gal. | 1.5' o.c. |

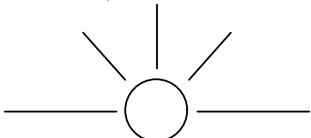
GROUND COVER/BULBS INTER-PLANTED

| | | | | |
|--|----|--|--------|-----------|
| | 3 | Rubus calcynoides 'Emerald Carpet' Emerald Carpet Bramble | 1 gal. | 3' o.c. |
| | 50 | Crocus 'Hokus' Hokus Crocus | bulbs | 8 per sf |
| | 65 | Galanthus nivalis Snowdrops | bulbs | 10 per sf |
| | 45 | Narcissus 'Tete a Tete' Tete a Tete Daffodils | bulbs | 4 per sf |



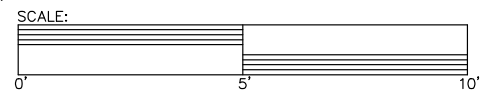
PLANTING AREA F

SCALE 1/4" = 1'-0"



PLANTING AREA G

SCALE 1/4" = 1'-0"



CLEMENT WALSH LANDSCAPE ARCHITECT
 Address: 1225 13th Street West Linn OR 97088 Phone: 503-728-6760
 Email: clement@clementwalsh.com Website: www.clementwalsh.com

PLANTING PLANS

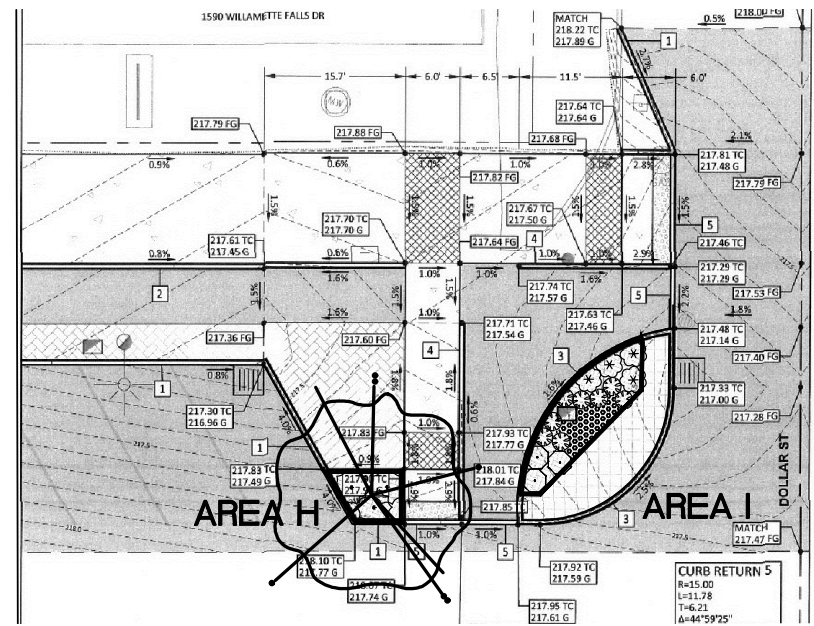
WILLAMETTE FALLS DRIVE
 WEST LINN OR

REVISIONS

| NO. | DESCRIPTION |
|-----|-------------|
| | |
| | |
| | |
| | |
| | |
| | |
| | |
| | |
| | |

DATE: 09-22-20

DWN: CW CHK: L.4

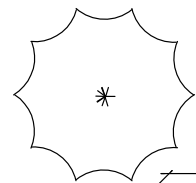


PLANTING AREA LOCATIONS FROM SHEET DC05

SCALE 1" = 20'-0"

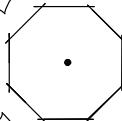
PLANT LIST:

| SYM. | # | LATIN NAME/ COMMON NAME | SIZE | SPACING |
|------|---|-------------------------|------|---------|
|------|---|-------------------------|------|---------|



SHRUBS


3 Mahonia aquifolium 'Compacta'
Compact Oregon Grape 2 gal. 4' o.c.



3 Spiraea betulifolia var lucida
Western Birchleaf Spirea 2 gal. 2.5' o.c.



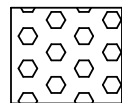
8 Teucrium chamaedrys
Wall Germander 1 gal. 2' o.c.



4 Viburnum davidii
David Viburnum 2 gal. 3' o.c.

GROUNDCOVER/BULBS INTER-PLANTED

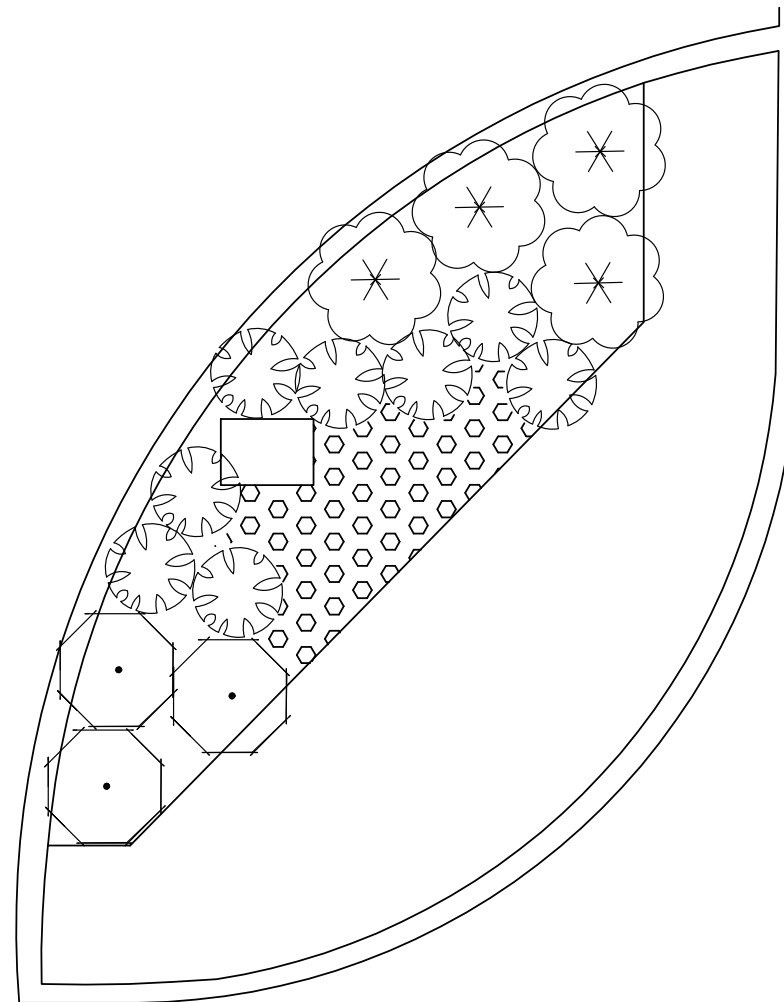
3 Rubus calcynoides 'Emerald Carpet'
Emerald Carpet Bramble 1 gal. 3' o.c.



45 Crocus 'Hokus'
Hokus Crocus bulbs 8 per sf

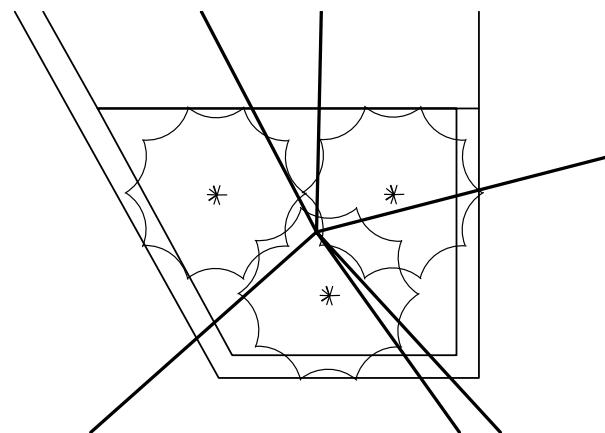
55 Galanthus nivalis
Snowdrops bulbs 10 per sf

40 Narcissus 'Tete a Tete'
Tete a Tete Daffodils bulbs 4 per sf



PLANTING AREA I

SCALE 1/4" = 1'-0"



PLANTING AREA H

SCALE 1/4" = 1'-0"

GENERAL NOTES

- Contractor is to:
 - modify existing irrigation system as needed to provide full coverage for all plant material. System is to be designed/built by Landscape Contractor.
 - notify City of West Linn of any site changes that may be detrimental to plant health or cause future problems.
 - verify that all plants are fully foliated, well branched and true to form.
- Contractor is to:
 - verify all plant quantities.
 - adjust plantings in the field as necessary.

SCALE:



CLEMENT WALSH LANDSCAPE ARCHITECT
 Address: 1225 13th Street West Linn OR 97068 Phone: 503-728-6760
 Email: clement@clementwalsh.com Website: www.clementwalsh.com

PLANTING PLANS

WILLAMETTE FALLS DRIVE
 WEST LINN OR

REVISIONS

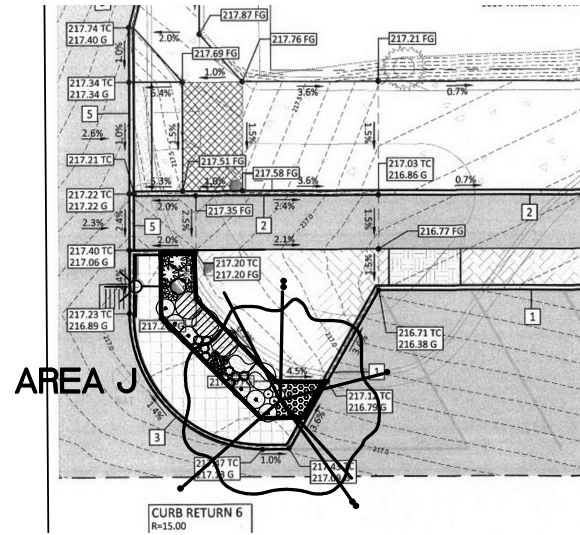
| NO. | DESCRIPTION |
|-----|-------------|
| | |
| | |
| | |
| | |

DATE: 09-22-20

DWN: CW CHK: L.5

PLANT LIST:

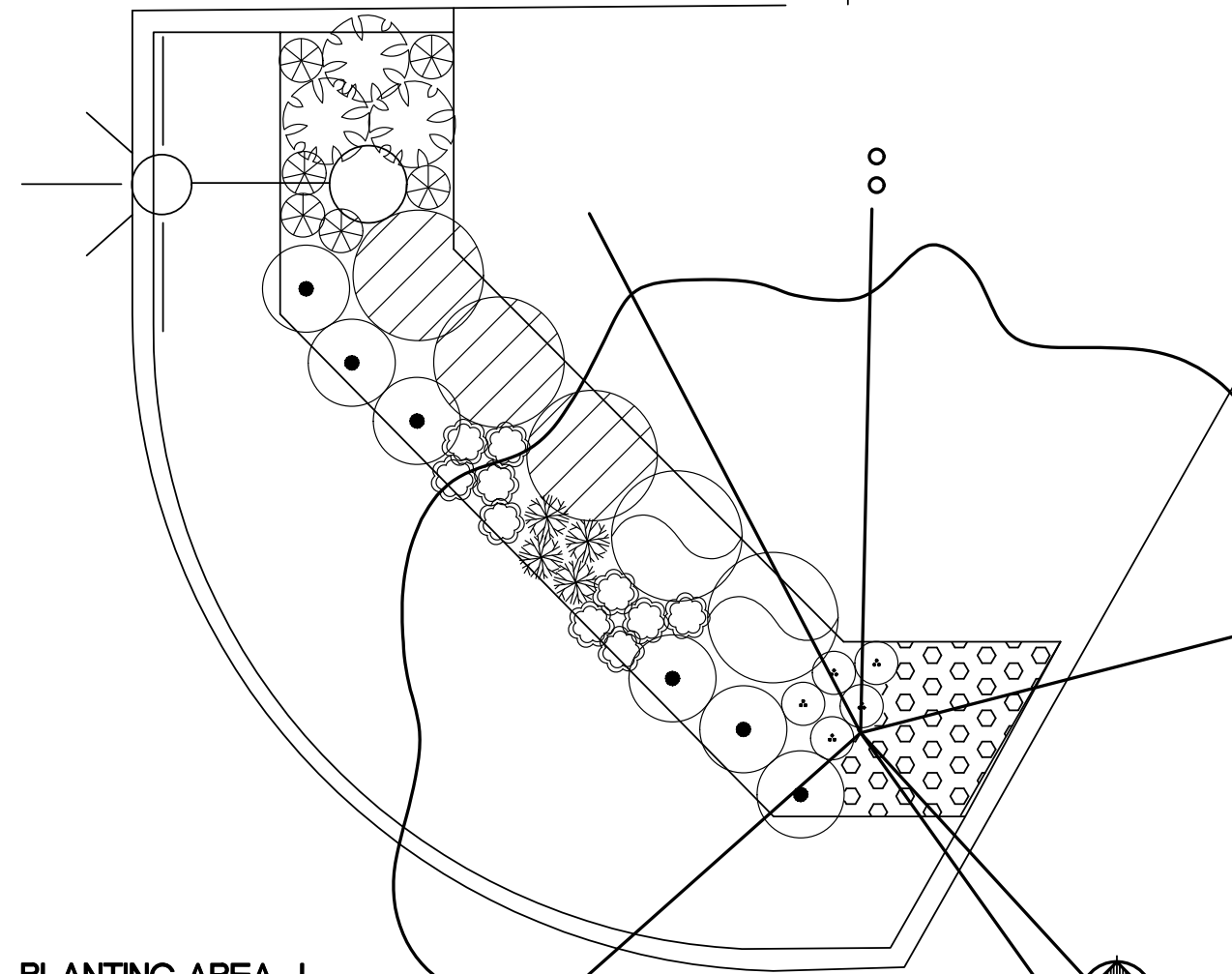
| SYM. | # | LATIN NAME/ COMMON NAME | SIZE | SPACING |
|---------------------------------|----|--|--------|-----------|
| SHRUBS | | | | |
| | 2 | Abelia x chinensis 'Rose Creek' Rose Creek Abelia | 2 gal. | 3' o.c. |
| | 6 | Nandina domestica 'Fire Power' Fire Power Heavenly Bamboo | 2 gal. | 2' o.c. |
| | 3 | Spiraea x bum. "Goldmound" Goldmound Spirea | 2 gal. | 3' o.c. |
| | 3 | Teucrium chamaedrys Wall Germander | 1 gal. | 2' o.c. |
| PERENNIALS | | | | |
| | 10 | Campanula c. 'Blue Clips' Blue Clips Bellflower | 1 gal. | 1' o.c. |
| | 6 | Delospermum 'Wheels of Wonder' Wheels of Wonder Ice Plant | 1 gal. | 1' o.c. |
| | 4 | Helianthemum 'Ben Fhada' Ben Fhada Rock Rose | 1 gal. | 1' o.c. |
| | 5 | Iberis semp. 'Purity' Purity Candytuft | 1 gal. | 1' o.c. |
| GROUNDCOVER/BULBS INTER-PLANTED | | | | |
| | 2 | Rubus calcynoides 'Emerald Carpet' Emerald Carpet Bramble | 1 gal. | 3' o.c. |
| | 24 | Crocus 'Hokus' Hokus Crocus | bulbs | 8 per sf |
| | 35 | Galanthus nivalis Snowdrops | bulbs | 10 per sf |
| | 30 | Narcissus 'Tete a Tete' Tete a Tete Daffodils | bulbs | 4 per sf |



GENERAL NOTES

- Contractor is to:
 - modify existing irrigation system as needed to provide full coverage for all plant material. System is to be designed/built by Landscape Contractor.
 - notify City of West Linn of any site changes that may be detrimental to plant health or cause future problems.
 - verify that all plants are fully foliated, well branched and true to form.
- Contractor is to:
 - verify all plant quantities.
 - adjust plantings in the field as necessary.

PLANTING AREA LOCATIONS FROM SHEET DC06
SCALE 1" = 20'-0"



PLANTING AREA J
SCALE 1/4" = 1'-0"



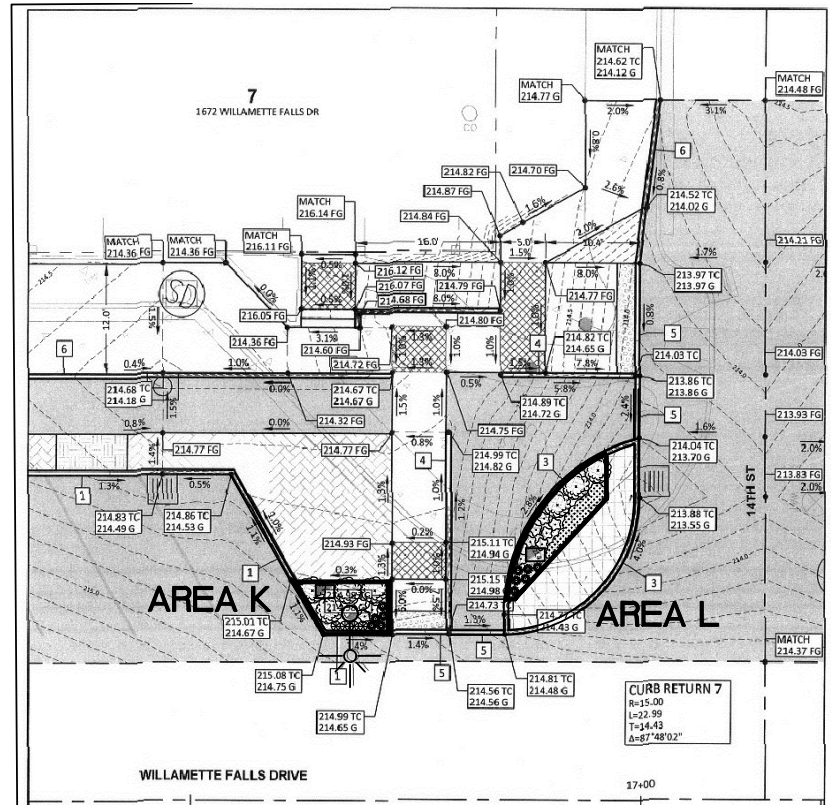
CLEMENT WALSH LANDSCAPE ARCHITECT
Address: 1225 13th Street West Linn OR 97068 Phone: 503-728-6760
Email: clement@clementwalsh.com Website: www.clementwalsh.com

PLANTING PLANS

WILLAMETTE FALLS DRIVE
WEST LINN OR

| REVISIONS | |
|-----------|--|
| | |
| | |
| | |
| | |
| | |
| | |
| | |
| | |
| | |
| | |

DATE: 09-22-20
DWN: CW CHK: L.6



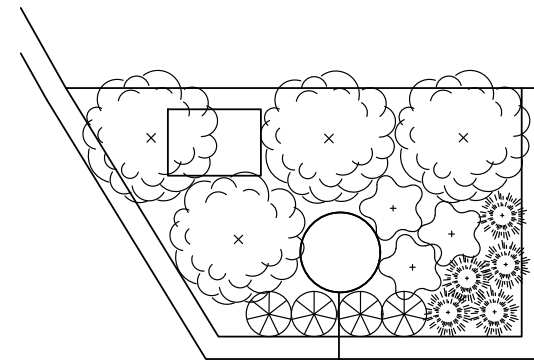
PLANTING AREA LOCATIONS FROM SHEET DC07

SCALE 1" = 20'-0"



PLANT LIST:

| SYM. | # | LATIN NAME/ COMMON NAME | SIZE | SPACING |
|------------------------------------|----|--|---------|-----------|
| SHRUBS | | | | |
| | 7 | Nandina domestica 'Gulf Stream' Gulf Stream Heavenly Bamboo | 2 gal. | 3' o.c. |
| PERENNIALS | | | | |
| | 10 | Euphorbia 'Blackbird' Blackbird Spurge | 1 gal. | 1.5' o.c. |
| | 11 | Dianthus 'Firewitch' Firewitch Carnation | 1 gal. | 1' o.c. |
| | 4 | Delospermum 'Wheels of Wonder' Wheels of Wonder Ice Plant | 1 gal. | 1' o.c. |
| ANNUALS/BULBS INTER-PLANTED | | | | |
| | 36 | Viola x wittrockiana Winter Pansy | 4" pots | 9" o.c. |
| | 45 | Crocus 'Hokus' Hokus Crocus | bulbs | 8 per sf |
| | 55 | Galanthus nivalis Snowdrops | bulbs | 10 per sf |
| | 40 | Narcissus 'Tete a Tete' Tete a Tete Daffodils | bulbs | 4 per sf |

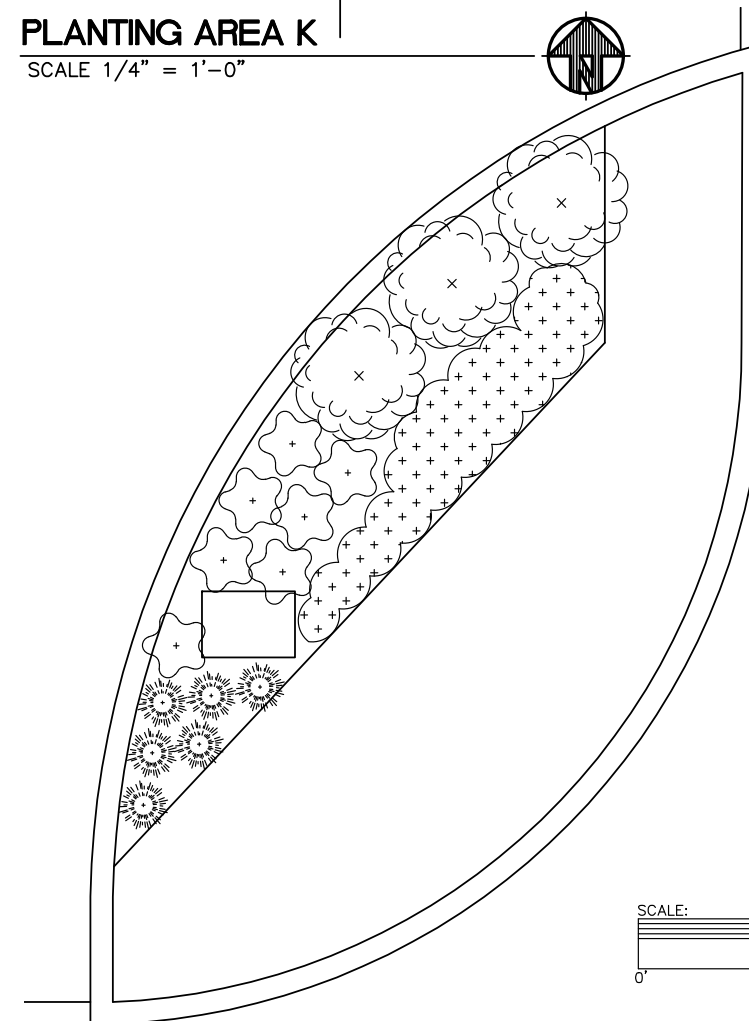


PLANTING AREA K

SCALE 1/4" = 1'-0"

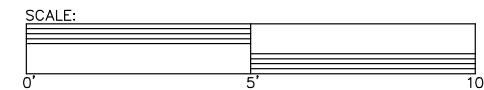
GENERAL NOTES

1. Contractor is to:
 - a. modify existing irrigation system as needed to provide full coverage for all plant material. System is to be designed/built by Landscape Contractor.
 - b. notify City of West Linn of any site changes that may be detrimental to plant health or cause future problems.
 - c. verify that all plants are fully foliaged, well branched and true to form.
2. Contractor is to:
 - a. verify all plant quantities.
 - b. adjust plantings in the field as necessary.



PLANTING AREA L

SCALE 1/4" = 1'-0"



CLEMENT WALSH LANDSCAPE ARCHITECT
 Address: 1225 13th Street West Linn OR 97088 Phone: 503-728-6760
 Email: clement@clementwalsh.com Website: www.clementwalsh.com

PLANTING PLANS

WILLAMETTE FALLS DRIVE
 WEST LINN OR

REVISIONS

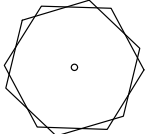
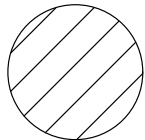





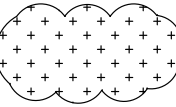
| NO. | DATE | DESCRIPTION |
|-----|------|-------------|
| | | |
| | | |
| | | |
| | | |

DATE: 09-22-20

DWN: CW CHK:

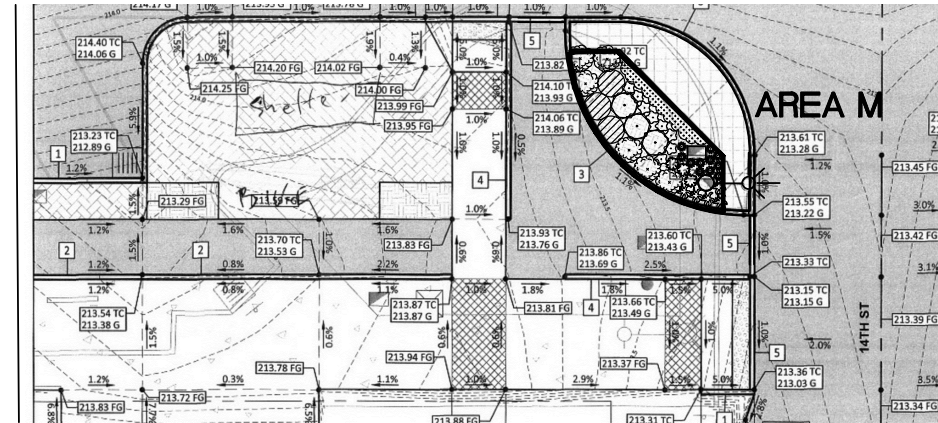
L. 7

PLANT LIST:

| SYM. | # | LATIN NAME/ COMMON NAME | SIZE | SPACING |
|---|----|--|---------|-----------|
| SHRUBS | | | | |
|  | 3 | Potentilla fruticosa 'Goldfinger' Goldfinger Shrubby Cinquefoil | 2 gal. | 3' o.c. |
|  | 3 | Spiraea x bum. "Goldmound" Goldmound Spirea | 2 gal. | 3' o.c. |
|  | 6 | Nandina domestica 'Gulf Stream' Gulf Stream Heavenly Bamboo | 2 gal. | 3' o.c. |
| PERENNIALS | | | | |
|  | 11 | Dianthus 'Firewitch' Firewitch Carnation | 1 gal. | 1' o.c. |
|  | 8 | Euphorbia 'Blackbird' Blackbird Spurge | 1 gal. | 1.5' o.c. |
|  | 3 | Salvia officinalis 'Purpurescens' Purple Sage | 1 gal. | 1.5' o.c. |
| GRASSES | | | | |
|  | 5 | Carex oshimensis 'Evergold' Evergreen Sedge | 1 gal. | 1.5' o.c. |
| ANNUALS/BULBS INTER-PLANTED | | | | |
|  | 43 | Viola x wittrockiana Winter Pansy | 4" pots | 9" o.c. |
| | 45 | Crocus 'Hokus' Hokus Crocus | bulbs | 8 per sf |
| | 55 | Galanthus nivalis Snowdrops | bulbs | 10 per sf |
| | 35 | Narcissus 'Tete a Tete' Tete a Tete Daffodils | bulbs | 4 per sf |

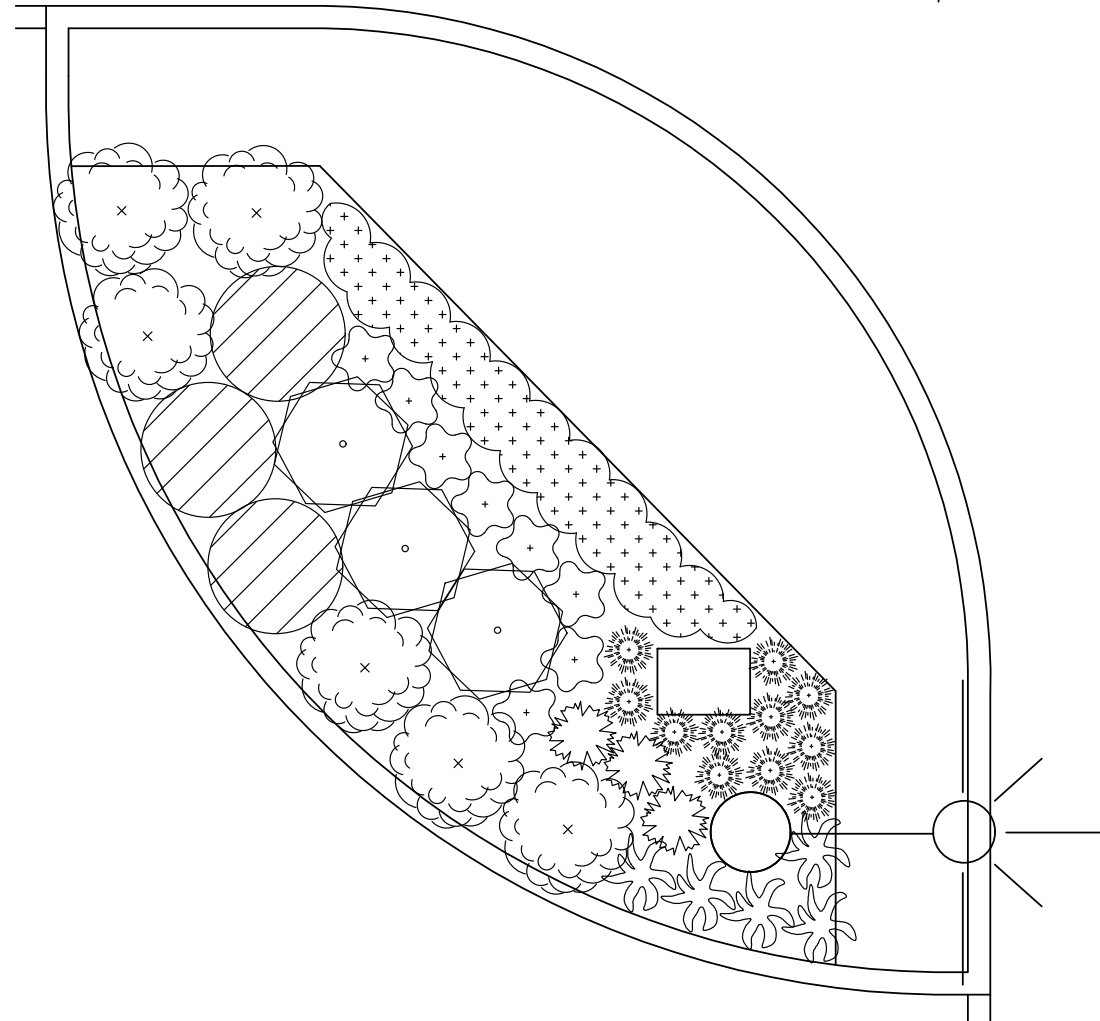
GENERAL NOTES

- Contractor is to:
 - modify existing irrigation system as needed to provide full coverage for all plant material. System is to be designed/built by Landscape Contractor.
 - notify City of West Linn of any site changes that may be detrimental to plant health or cause future problems.
 - verify that all plants are fully foliated, well branched and true to form.
- Contractor is to:
 - verify all plant quantities.
 - adjust plantings in the field as necessary.



PLANTING AREA LOCATIONS FROM SHEET DC08

SCALE 1' = 20'-0"



PLANTING AREA M

SCALE 1/4" = 1'-0"



CLEMENT WALSH LANDSCAPE ARCHITECT
 Address: 1225 13th Street West Linn OR 97008 Phone: 503-728-6760
 Email: clement@clementwalsh.com Website: www.clementwalsh.com

PLANTING PLANS

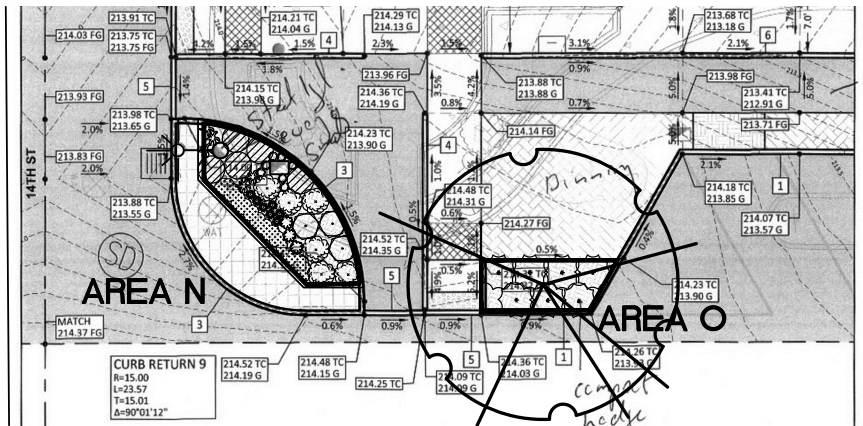
WILLAMETTE FALLS DRIVE
 WEST LINN OR

REVISIONS

| | |
|--|--|
| | |
| | |
| | |
| | |
| | |
| | |

DATE: 09-22-20

DWN: CW CHK: L. 8

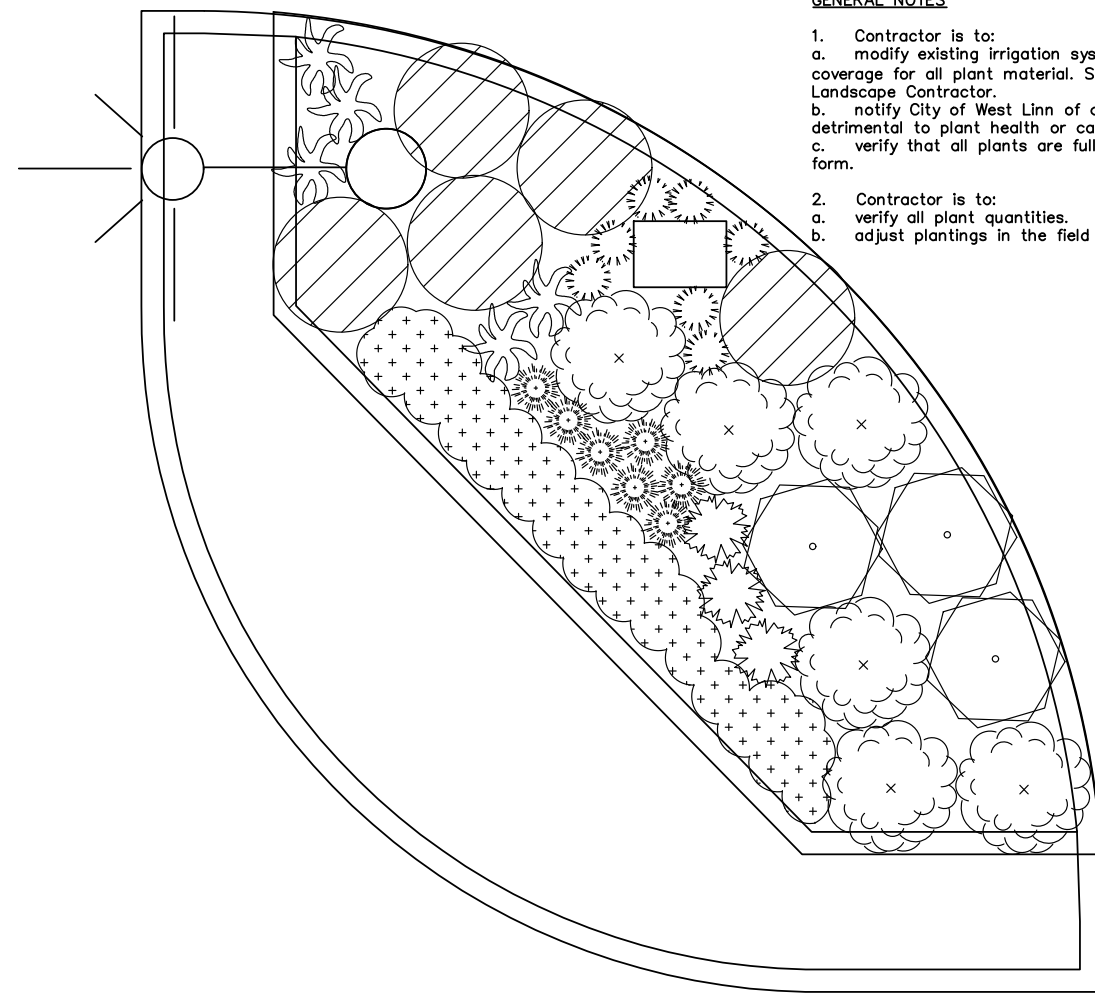


PLANTING AREA LOCATIONS FROM SHEET DC09

SCALE 1" = 20'-0"

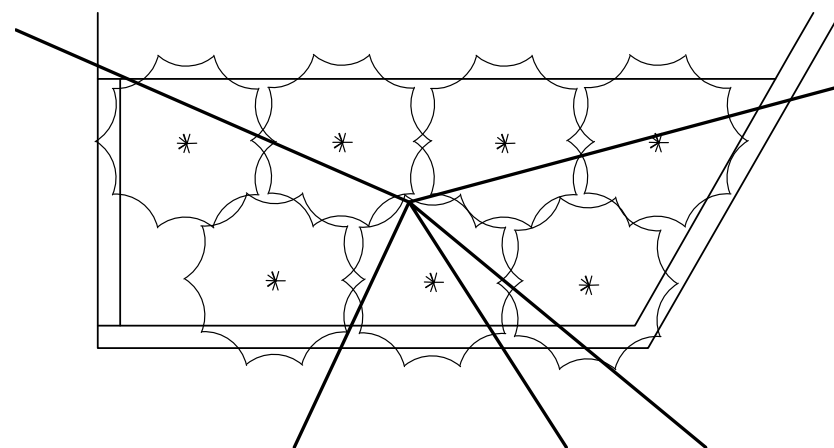
PLANT LIST:

| SYM. | # | LATIN NAME/ COMMON NAME | SIZE | SPACING |
|------------------------------------|----|--|---------|-----------|
| SHRUBS | | | | |
| | 7 | Mahonia aquifolium 'Compacta' Compact Oregon Grape | 2 gal. | 4' o.c. |
| | 6 | Nandina domestica 'Gulf Stream' Gulf Stream Heavenly Bamboo | 2 gal. | 3' o.c. |
| | 3 | Potentilla fruticosa 'Goldfinger' Goldfinger Shrubby Cinquefoil | 2 gal. | 3' o.c. |
| | 5 | Spiraea x bum. "Goldmound" Goldmound Spirea | 2 gal. | 3' o.c. |
| PERENNIALS | | | | |
| | 7 | Calluna vulgaris 'Firefly' Firefly Heather | 1 gal. | 1' o.c. |
| | 7 | Dianthus 'Firewitch' Firewitch Carnation | 1 gal. | 1' o.c. |
| | 3 | Salvia officinalis 'Purpurescens' Purple Sage | 1 gal. | 1.5' o.c. |
| GRASSES | | | | |
| | 5 | Carex oshimensis 'Evergold' Evergreen Sedge | 1 gal. | 1.5' o.c. |
| ANNUALS/BULBS INTER-PLANTED | | | | |
| | 42 | Viola x wittrockiana Winter Pansy | 4" pots | 9" o.c. |
| | 51 | Crocus 'Hokus' Hokus Crocus | bulbs | 8 per sf |
| | 65 | Galanthus nivalis Snowdrops | bulbs | 10 per sf |
| | 50 | Narcissus 'Tete a Tete' Tete a Tete Daffodils | bulbs | 4 per sf |



PLANTING AREA N

SCALE 1/4" = 1'-0"



PLANTING AREA O

SCALE 1/4" = 1'-0"

GENERAL NOTES

- Contractor is to:
 - modify existing irrigation system as needed to provide full coverage for all plant material. System is to be designed/built by Landscape Contractor.
 - notify City of West Linn of any site changes that may be detrimental to plant health or cause future problems.
 - verify that all plants are fully foliated, well branched and true to form.
- Contractor is to:
 - verify all plant quantities.
 - adjust plantings in the field as necessary.

CLEMENT WALSH LANDSCAPE ARCHITECT
 Address: 1225 13th Street West Linn OR 97008 Phone: 503-728-6760
 Email: clement@clementwalsh.com Website: www.clementwalsh.com

PLANTING PLANS

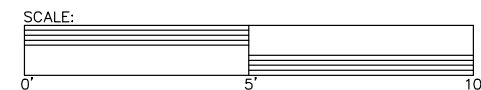
WILLAMETTE FALLS DRIVE
 WEST LINN OR

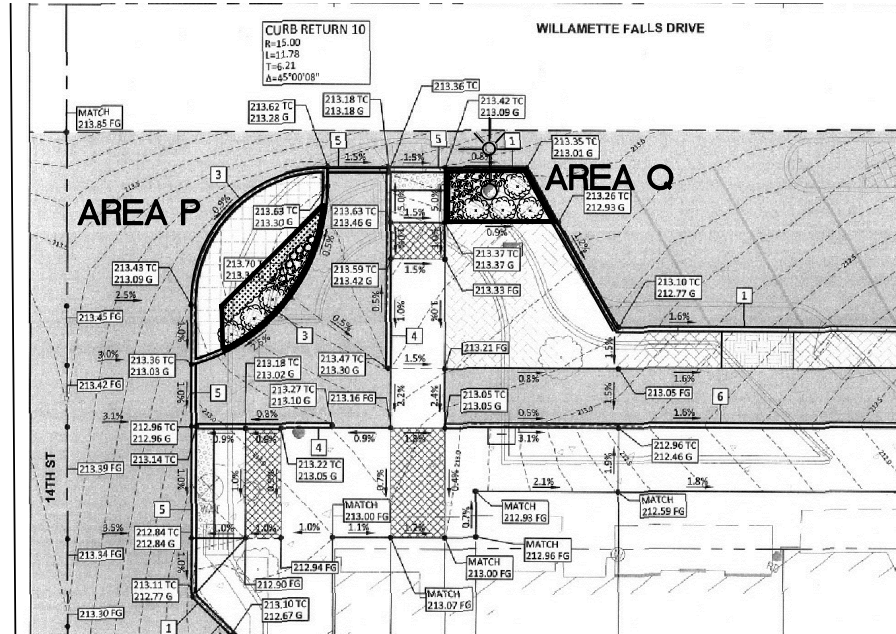
REVISIONS

| NO. | DATE | DESCRIPTION |
|-----|------|-------------|
| | | |
| | | |
| | | |
| | | |
| | | |
| | | |
| | | |
| | | |
| | | |

DATE: 09-22-20

DWN: CW CHK: L: 9





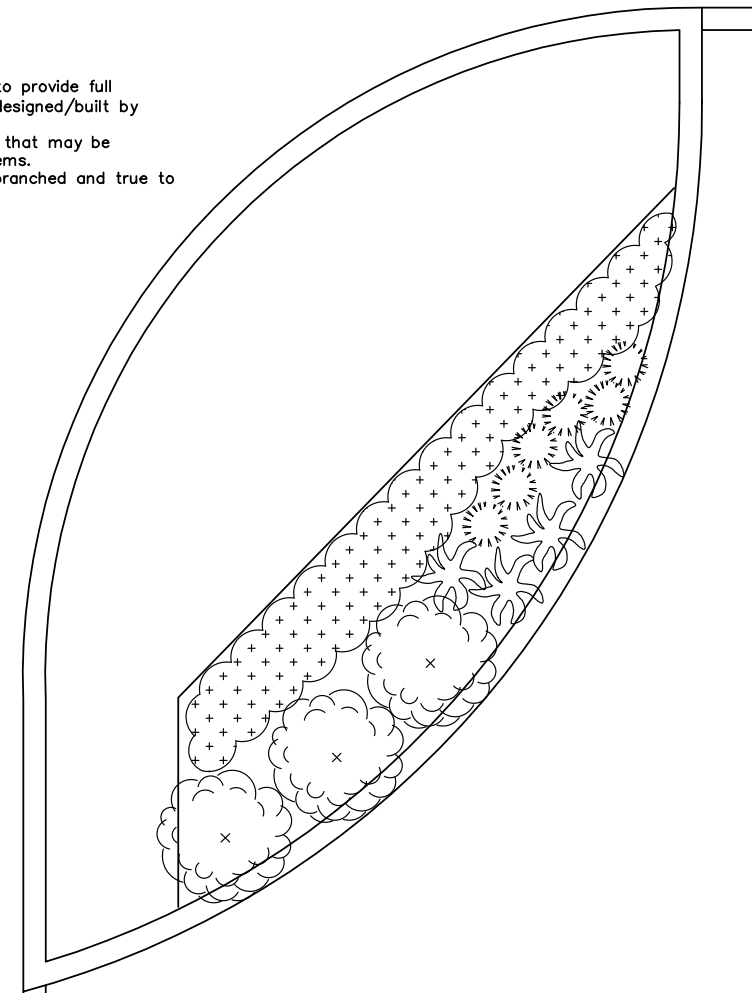
PLANTING AREA LOCATIONS FROM SHEET DC10

SCALE 1' = 20'-0"




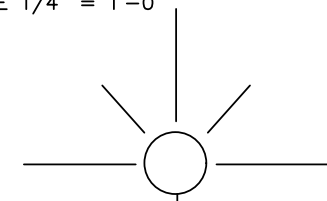
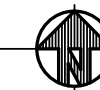
GENERAL NOTES

1. Contractor is to:
 - a. modify existing irrigation system as needed to provide full coverage for all plant material. System is to be designed/built by Landscape Contractor.
 - b. notify City of West Linn of any site changes that may be detrimental to plant health or cause future problems.
 - c. verify that all plants are fully foliated, well branched and true to form.
2. Contractor is to:
 - a. verify all plant quantities.
 - b. adjust plantings in the field as necessary.



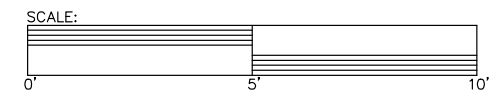
PLANTING AREA P

SCALE 1/4" = 1'-0"



PLANTING AREA Q

SCALE 1/4" = 1'-0"



PLANT LIST:

| SYM. | # | LATIN NAME/ COMMON NAME | SIZE | SPACING |
|------------------------------------|----|--|---------|-----------|
| SHRUBS | | | | |
| | 7 | Nandina domestica 'Gulf Stream' Gulf Stream Heavenly Bamboo | 2 gal. | 3' o.c. |
| GRASSES | | | | |
| | 12 | Carex oshimensis 'Evergold' Evergreen Sedge | 1 gal. | 1.5' o.c. |
| PERENNIALS | | | | |
| | 6 | Calluna vulgaris 'Firefly' Firefly Heather | 1 gal. | 1' o.c. |
| ANNUALS/BULBS INTER-PLANTED | | | | |
| | 40 | Viola x wittrockiana Winter Pansy | 4" pots | 9" o.c. |
| | 51 | Crocus 'Hokus' Hokus Crocus | bulbs | 8 per sf |
| | 65 | Galanthus nivalis Snowdrops | bulbs | 10 per sf |
| | 50 | Narcissus 'Tete a Tete' Tete a Tete Daffodils | bulbs | 4 per sf |

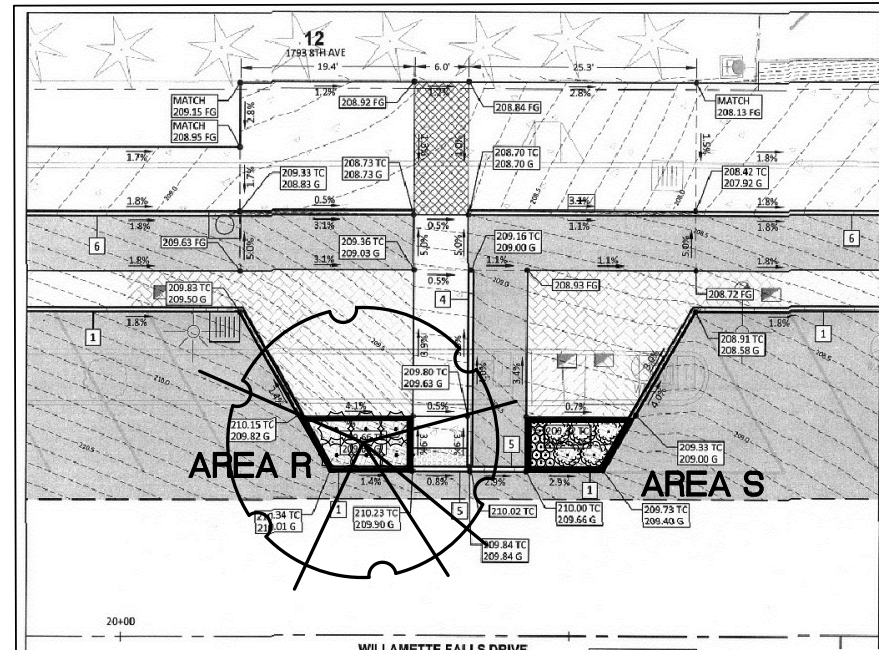
CLEMENT WALSH LANDSCAPE ARCHITECT
 Address: 1225 13th Street West Linn OR 97088 Phone: 503-728-6760
 Email: clement@clementwalsh.com Website: www.clementwalsh.com

PLANTING PLANS

WILLAMETTE FALLS DRIVE
 WEST LINN OR

| REVISIONS | |
|-----------|--|
| | |
| | |
| | |
| | |
| | |
| | |
| | |
| | |
| | |
| | |
| | |

DATE: 09-22-20
 DWN: CW CHK:
 L.10



PLANTING AREA LOCATIONS FROM SHEET DC11


SCALE 1" = 20'-0"




PLANT LIST:

| SYM. | # | LATIN NAME/ COMMON NAME | SIZE | SPACING |
|------|---|-------------------------|------|---------|
|------|---|-------------------------|------|---------|

SHRUBS



6 Mahonia aquifolium 'Compacta'
Compact Oregon Grape 2 gal. 4' o.c.

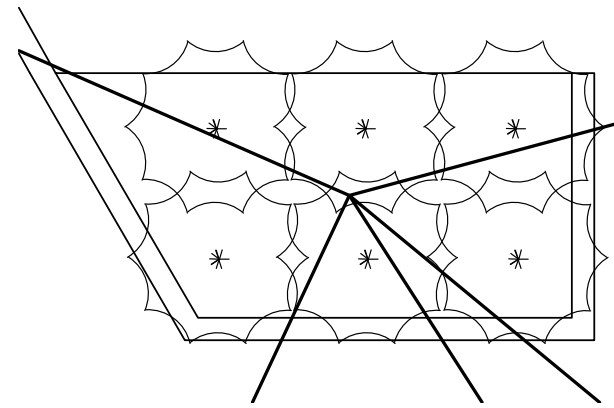


5 Nandina domestica 'Gulf Stream'
Gulf Stream Heavenly Bamboo 2 gal. 3' o.c.

PERENNIALS

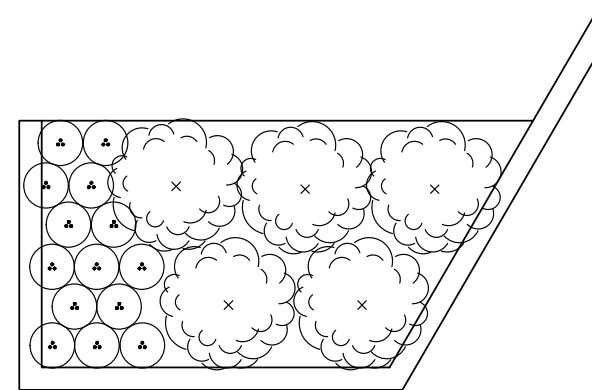


14 Iberis semp. 'Purity'
Purity Candytuft 1 gal. 1' o.c.



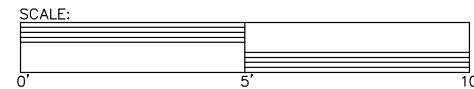
PLANTING AREA R

SCALE 1/4" = 1'-0"



PLANTING AREA S

SCALE 1/4" = 1'-0"



GENERAL NOTES

- Contractor is to:
 - modify existing irrigation system as needed to provide full coverage for all plant material. System is to be designed/built by Landscape Contractor.
 - notify City of West Linn of any site changes that may be detrimental to plant health or cause future problems.
 - verify that all plants are fully foliated, well branched and true to form.
- Contractor is to:
 - verify all plant quantities.
 - adjust plantings in the field as necessary.

CLEMENT WALSH LANDSCAPE ARCHITECT
 Address: 1225 13th Street West Linn OR 97088 Phone: 503-728-6760
 Email: clement@clementwalsh.com Website: www.clementwalsh.com

PLANTING PLANS

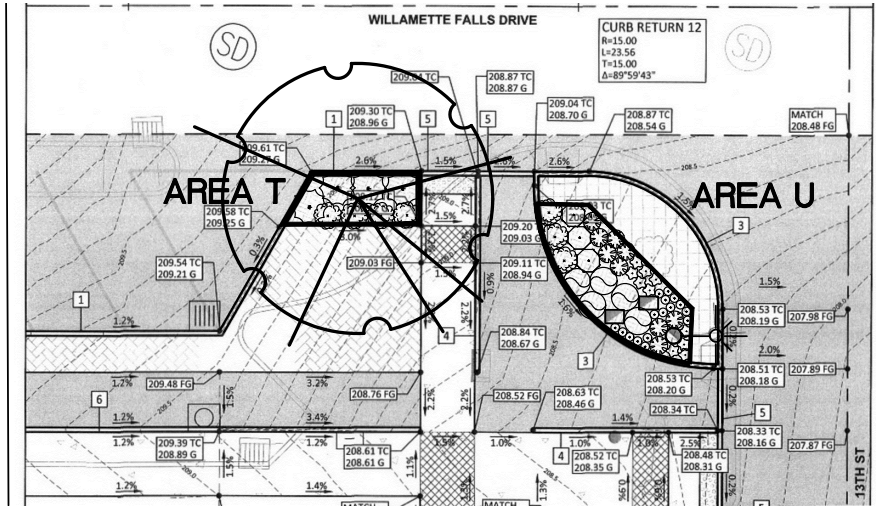
WILLAMETTE FALLS DRIVE
 WEST LINN OR

REVISIONS

| NO. | DESCRIPTION |
|-----|-------------|
| | |
| | |
| | |
| | |
| | |

DATE: 09-22-20

DWN: CW CHK:



PLANTING AREA LOCATIONS FROM SHEET DC12

SCALE 1' = 20'-0"



PLANT LIST:

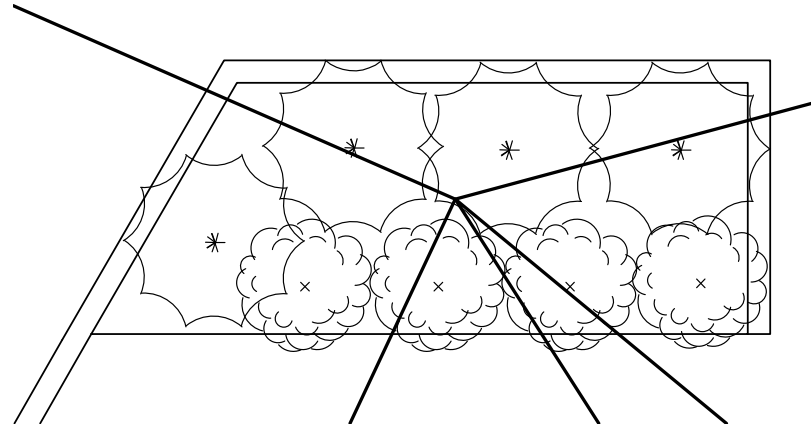
| SYM. | # | LATIN NAME/ COMMON NAME | SIZE | SPACING |
|------|---|-------------------------|------|---------|
|------|---|-------------------------|------|---------|

SHRUBS

| | | | | |
|--|---|--|--------|-----------|
| | 5 | Abelia x grandiflora 'Kaleidoscope' Kaleidoscope Abelia | 2 gal. | 3' o.c. |
| | 4 | Mahonia aquifolium 'Compacta' Compact Oregon Grape | 2 gal. | 4' o.c. |
| | 7 | Nandina domestica 'Gulf Stream' Gulf Stream Heavenly Bamboo | 2 gal. | 3' o.c. |
| | 3 | Spiraea betulifolia var lucida Western Birchleaf Spirea | 2 gal. | 2.5' o.c. |
| | 9 | Teucrium chamaedrys Wall Germander | 1 gal. | 2' o.c. |

PERENNIALS

| | | | | |
|--|----|---|--------|-----------|
| | 10 | Euphorbia 'Blackbird' Blackbird Spurge | 1 gal. | 1.5' o.c. |
| | 16 | Bergenia 'Spring Fling' Spring Fling Pigsqueak | 1 gal. | 1' o.c. |

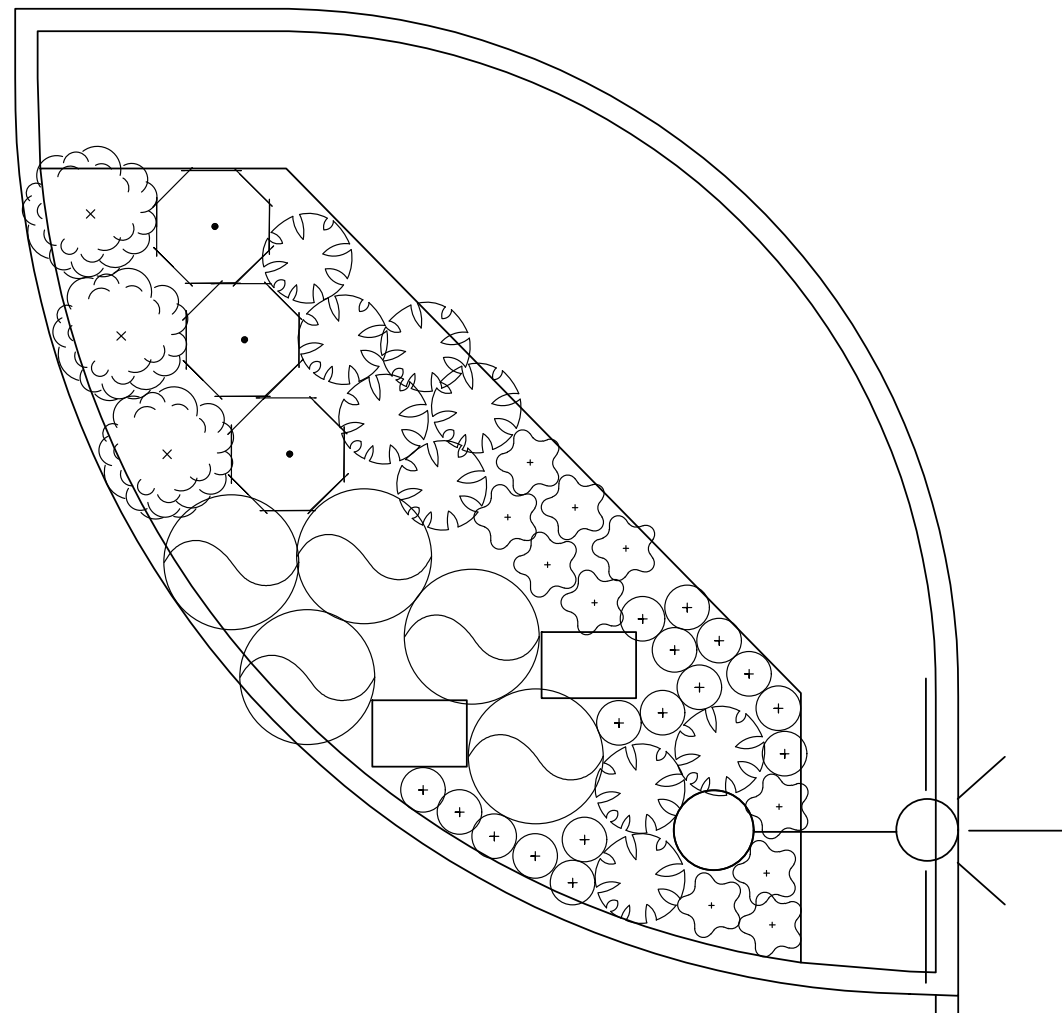


PLANTING AREA T

SCALE 1/4" = 1'-0"

GENERAL NOTES

1. Contractor is to:
 - a. modify existing irrigation system as needed to provide full coverage for all plant material. System is to be designed/built by Landscape Contractor.
 - b. notify City of West Linn of any site changes that may be detrimental to plant health or cause future problems.
 - c. verify that all plants are fully foliated, well branched and true to form.
2. Contractor is to:
 - a. verify all plant quantities.
 - b. adjust plantings in the field as necessary.



PLANTING AREA U

SCALE 1/4" = 1'-0"



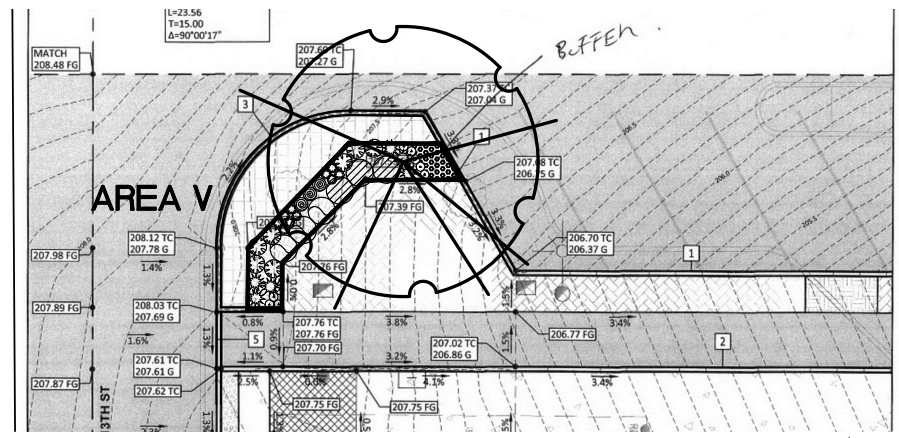
CLEMENT WALSH LANDSCAPE ARCHITECT
 Address: 1225 13th Street West Linn OR 97068 Phone: 503-726-8760
 Email: clement@clementwalsh.com Website: www.clementwalsh.com

PLANTING PLANS

WILLAMETTE FALLS DRIVE
 WEST LINN OR

| REVISIONS | |
|-----------|--|
| | |
| | |
| | |
| | |
| | |
| | |
| | |
| | |
| | |
| | |

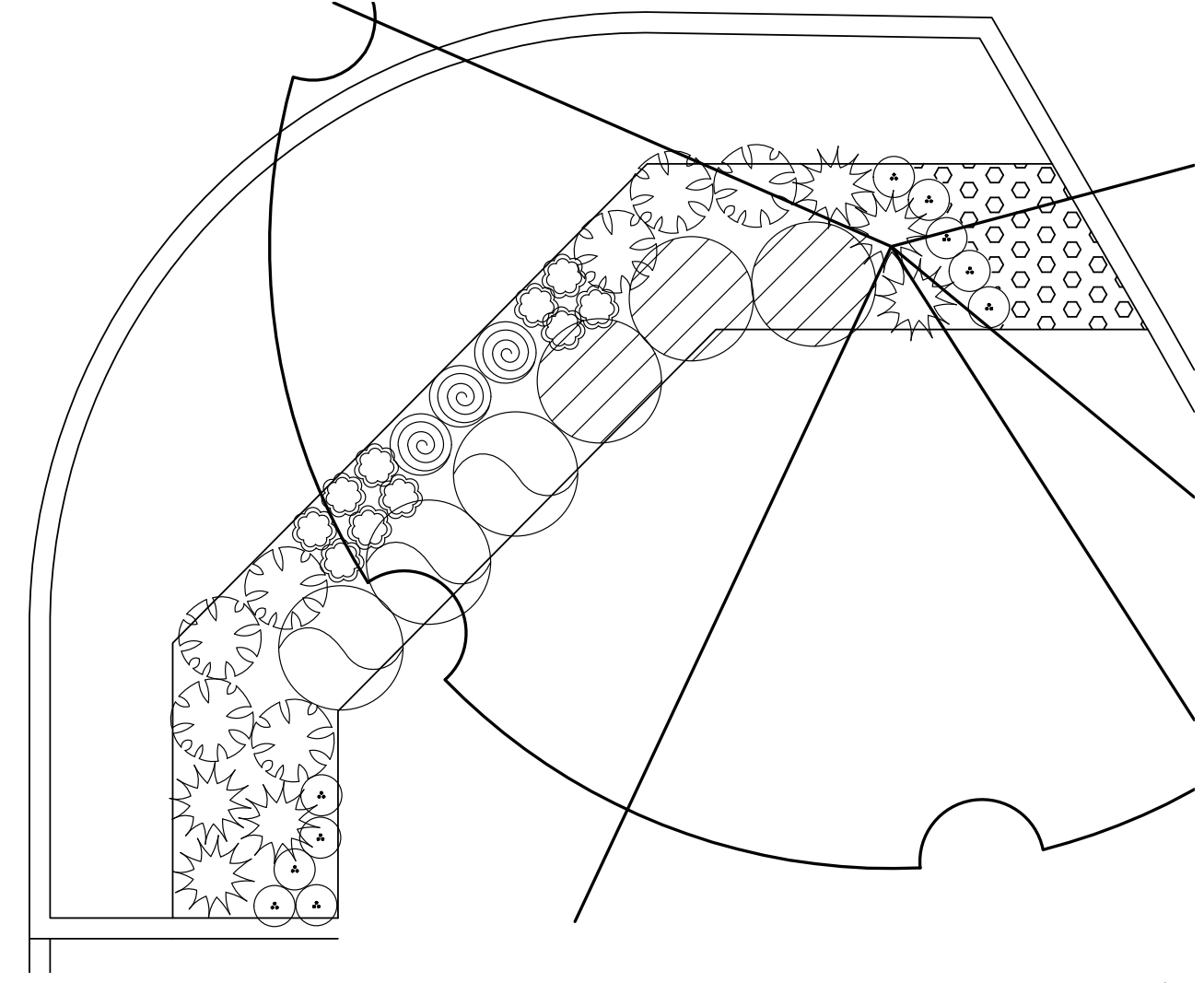
DATE: 09-22-20
 DWN: CW
 CHK: L.12




PLANTING AREA LOCATIONS FROM SHEET DC13
SCALE 1" = 20'-0"

PLANT LIST:

| SYM. | # | LATIN NAME/ COMMON NAME | SIZE | SPACING |
|--|----|--|--------|-----------|
| SHRUBS | | | | |
| | 3 | Abelia x grandiflora 'Kaleidoscope' Kaleidoscope Abelia | 2 gal. | 3' o.c. |
| | 3 | Spiraea x bum. "Goldmound" Goldmound Spirea | 2 gal. | 3' o.c. |
| | 7 | Teucrium chamaedrys Wall Germander | 1 gal. | 2' o.c. |
| GRASSES | | | | |
| | 6 | Carex morrowi 'Ice Dance' Ice Dance Sedge | 1 gal. | 2' o.c. |
| PERENNIALS | | | | |
| | 10 | Campanula c. 'Blue Clips' Blue Clips Bellflower | 1 gal. | 1' o.c. |
| | 10 | Iberis semp. 'Purity' Purity Candytuft | 1 gal. | 1' o.c. |
| | 3 | Sedum spath. 'Cape Blanco' Cape Blanco Stonecrop | 1 gal. | 1.5' o.c. |
| GROUNDCOVER/BULBS INTER-PLANTED | | | | |
| | 2 | Rubus calcynoides 'Emerald Carpet' Emerald Carpet Bramble | 1 gal. | 3' o.c. |
| | 24 | Crocus 'Hokus' Hokus Crocus | bulbs | 8 per sf |
| | 35 | Galanthus nivalis Snowdrops | bulbs | 10 per sf |
| | 20 | Narcissus 'Tete a Tete' Tete a Tete Daffodils | bulbs | 4 per sf |



PLANTING AREA V
SCALE 1/4" = 1'-0"



- GENERAL NOTES**
- Contractor is to:
 - modify existing irrigation system as needed to provide full coverage for all plant material. System is to be designed/built by Landscape Contractor.
 - notify City of West Linn of any site changes that may be detrimental to plant health or cause future problems.
 - verify that all plants are fully foliated, well branched and true to form.
 - Contractor is to:
 - verify all plant quantities.
 - adjust plantings in the field as necessary.

CLEMENT WALSH LANDSCAPE ARCHITECT
Address: 1225 13th Street West Linn OR 97088 Phone: 503-728-8760
Email: clement@clementwalsh.com Website: www.clementwalsh.com

PLANTING PLANS

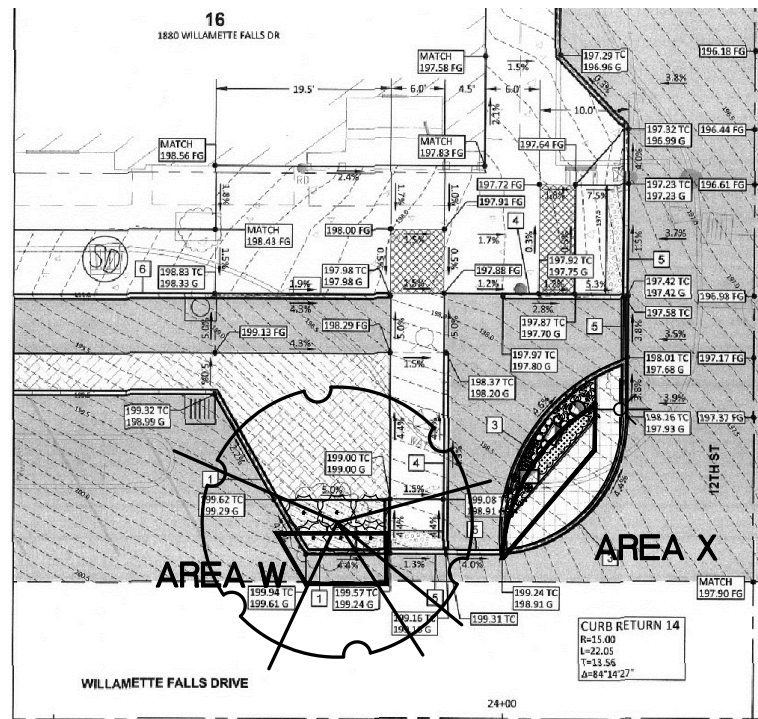
WILLAMETTE FALLS DRIVE
WEST LINN OR

| REVISIONS |
|-----------|
| |
| |
| |
| |
| |
| |
| |
| |
| |
| |
| |

DATE: 09-22-20

| | |
|------------|------|
| DWN: CW | CHK: |
|------------|------|

L.13




PLANTING AREA LOCATIONS FROM SHEET DC14
SCALE 1' = 20'-0"



PLANT LIST:

| SYM. | # | LATIN NAME/ COMMON NAME | SIZE | SPACING |
|------|---|-------------------------|------|---------|
|------|---|-------------------------|------|---------|


SHRUBS

| | | | | |
|---|---|---|--------|---------|
|  | 6 | Mahonia aquifolium 'Compacta' Compact Oregon Grape | 2 gal. | 4' o.c. |
|---|---|---|--------|---------|



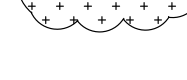

PERENNIALS

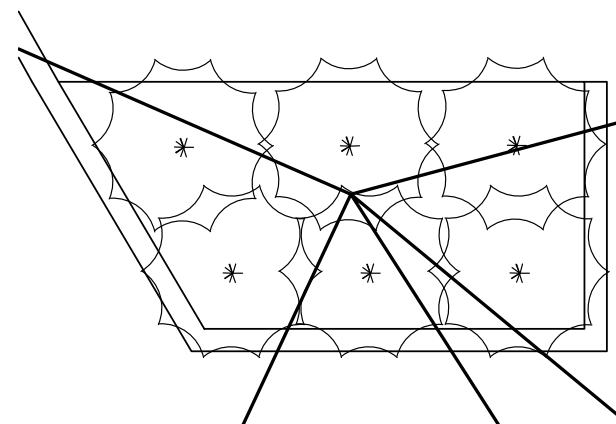
| | | | | |
|---|---|---|--------|---------|
|  | 9 | Calluna vulgaris 'Firefly' Firefly Heather | 1 gal. | 1' o.c. |
|  | 8 | Helianthemum 'Ben Fhada' Ben Fhada Rock Rose | 1 gal. | 1' o.c. |

GRASSES

| | | | | |
|---|---|--|--------|-----------|
|  | 9 | Carex oshimensis 'Evergold' Evergreen Sedge | 1 gal. | 1.5' o.c. |
|---|---|--|--------|-----------|

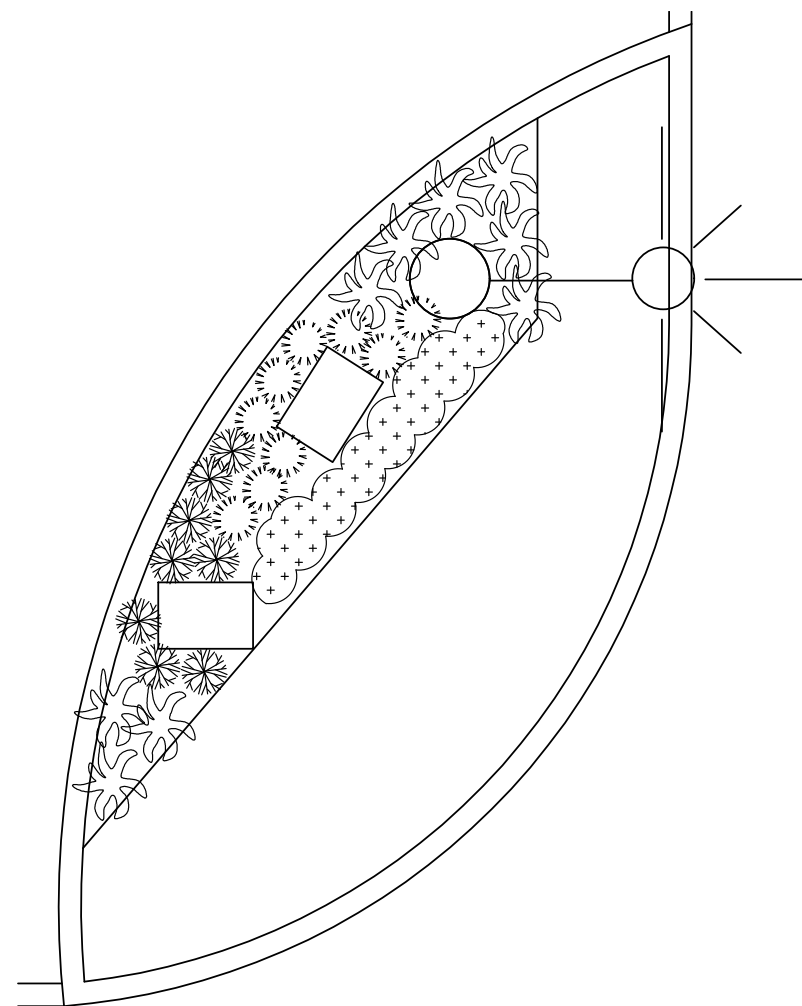
ANNUALS/BULBS INTER-PLANTED

| | | | | |
|---|----|--|---------|-----------|
|  | 17 | Viola x wittrockiana Winter Pansy | 4" pots | 9" o.c. |
|  | 24 | Crocus 'Hokus' Hokus Crocus | bulbs | 8 per sf |
|  | 30 | Galanthus nivalis Snowdrops | bulbs | 10 per sf |
|  | 20 | Narcissus 'Tete a Tete' Tete a Tete Daffodils | bulbs | 4 per sf |



PLANTING AREA W

SCALE 1/4" = 1'-0"



PLANTING AREA X

SCALE 1/4" = 1'-0"

GENERAL NOTES

- Contractor is to:
 - modify existing irrigation system as needed to provide full coverage for all plant material. System is to be designed/built by Landscape Contractor.
 - notify City of West Linn of any site changes that may be detrimental to plant health or cause future problems.
 - verify that all plants are fully foliated, well branched and true to form.
- Contractor is to:
 - verify all plant quantities.
 - adjust plantings in the field as necessary.

SCALE:



CLEMENT WALSH LANDSCAPE ARCHITECT
Address: 1225 13th Street West Linn OR 97068 Phone: 503-726-8760
Email: clement@clementwalsh.com Website: www.clementwalsh.com

PLANTING PLANS

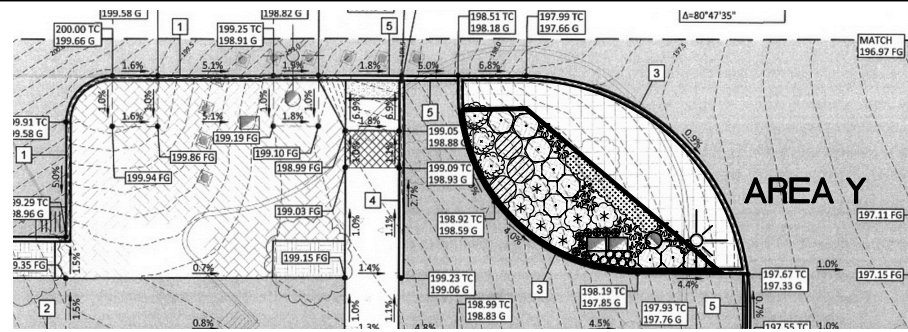
WILLAMETTE FALLS DRIVE
WEST LINN OR

REVISIONS

| NO. | DESCRIPTION |
|-----|-------------|
| | |
| | |
| | |
| | |

DATE: 09-22-20

DWN: CW CHK: L.14

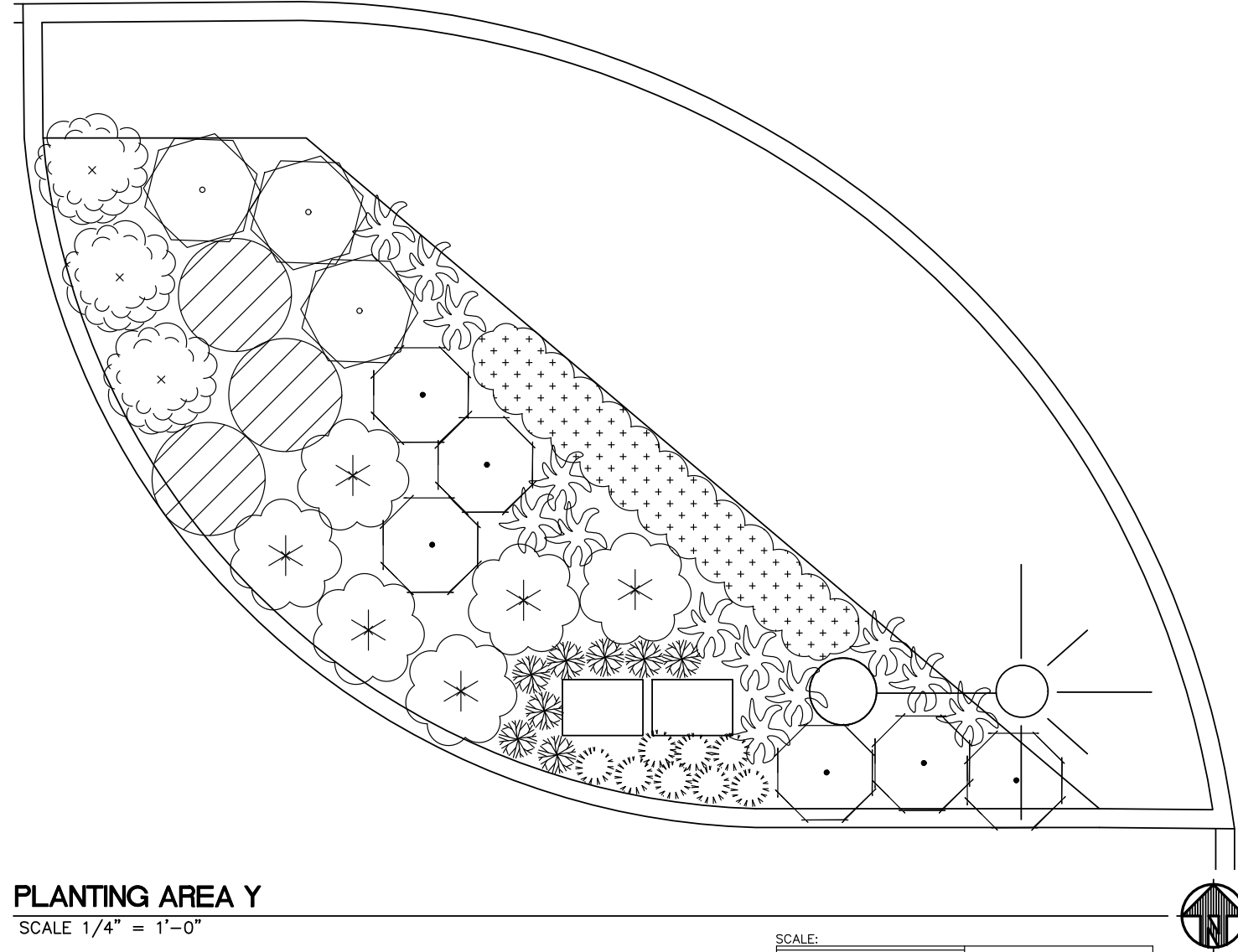


PLANTING AREA LOCATIONS FROM SHEET DC15

SCALE 1" = 20'-0"

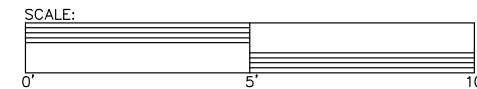
PLANT LIST:

| SYM. | # | LATIN NAME/ COMMON NAME | SIZE | SPACING |
|------------------------------------|----|--|---------|-----------|
| SHRUBS | | | | |
| | 3 | Nandina domestica 'Gulf Stream' Gulf Stream Heavenly Bamboo | 2 gal. | 3' o.c. |
| | 3 | Potentilla fruticosa 'Goldfinger' Goldfinger Shrubby Cinquefoil | 2 gal. | 3' o.c. |
| | 6 | Spiraea betulifolia var lucida Western Birchleaf Spirea | 2 gal. | 2.5' o.c. |
| | 3 | Spiraea x bum. 'Goldmound' Goldmound Spirea | 2 gal. | 3' o.c. |
| | 6 | Viburnum davidii David Viburnum | 2 gal. | 3' o.c. |
| PERENNIALS | | | | |
| | 8 | Calluna vulgaris 'Firefly' Firefly Heather | 1 gal. | 1' o.c. |
| | 8 | Helianthemum 'Ben Fhada' Ben Fhada Rock Rose | 1 gal. | 1' o.c. |
| GRASSES | | | | |
| | 13 | Carex oshimensis 'Evergold' Evergreen Sedge | 1 gal. | 1.5' o.c. |
| ANNUALS/BULBS INTER-PLANTED | | | | |
| | 40 | Viola x wittrockiana Winter Pansy | 4" pots | 9" o.c. |
| | 48 | Crocus 'Hokus' Hokus Crocus | bulbs | 8 per sf |
| | 60 | Galanthus nivalis Snowdrops | bulbs | 10 per sf |
| | 48 | Narcissus 'Tete a Tete' Tete a Tete Daffodils | bulbs | 4 per sf |



PLANTING AREA Y

SCALE 1/4" = 1'-0"



GENERAL NOTES

- Contractor is to:
 - modify existing irrigation system as needed to provide full coverage for all plant material. System is to be designed/built by Landscape Contractor.
 - notify City of West Linn of any site changes that may be detrimental to plant health or cause future problems.
 - verify that all plants are fully foliated, well branched and true to form.
- Contractor is to:
 - verify all plant quantities.
 - adjust plantings in the field as necessary.

CLEMENT WALSH LANDSCAPE ARCHITECT
 Address: 1225 13th Street West Linn OR 97088 Phone: 503-728-6760
 Email: clement@clementwalsh.com Website: www.clementwalsh.com

PLANTING PLANS

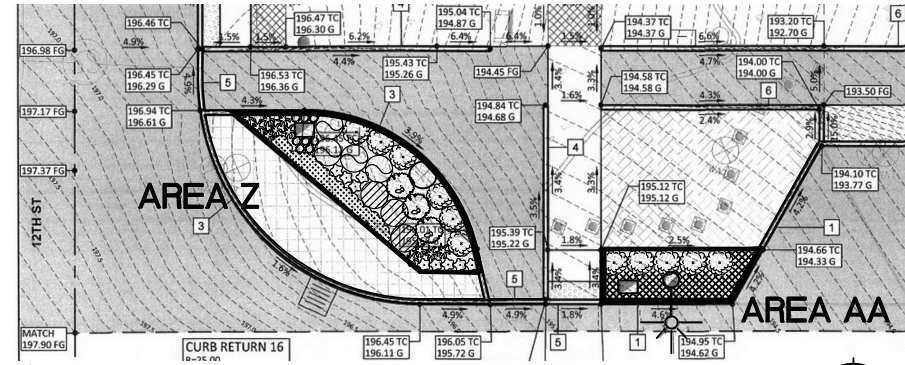
WILLAMETTE FALLS DRIVE
 WEST LINN OR

REVISIONS

| NO. | DESCRIPTION |
|-----|-------------|
| | |
| | |
| | |
| | |

DATE: 09-22-20

DWN: CW CHK: L.15

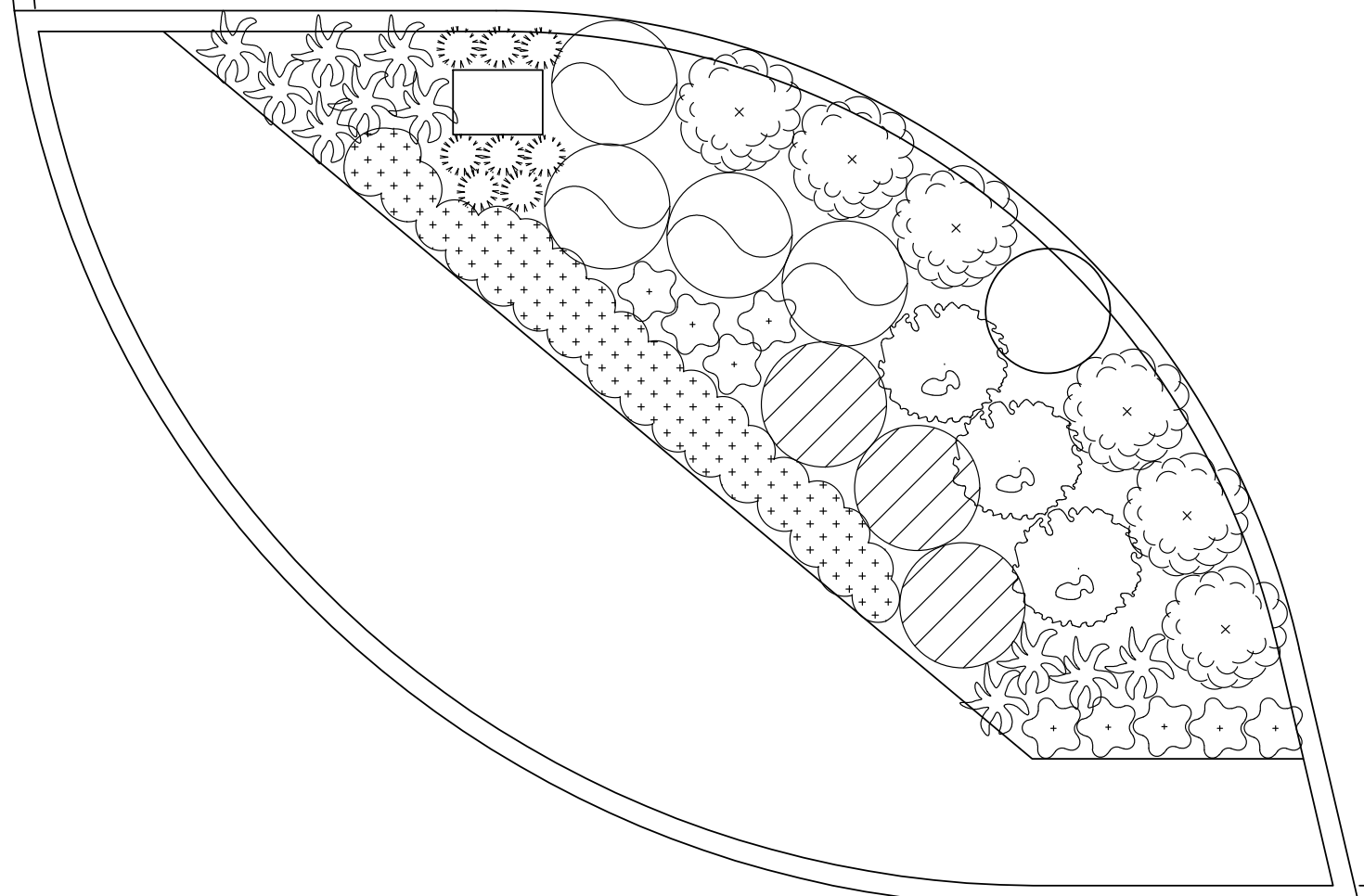


PLANTING AREA LOCATIONS FROM SHEET DC16

SCALE 1" = 20'-0"

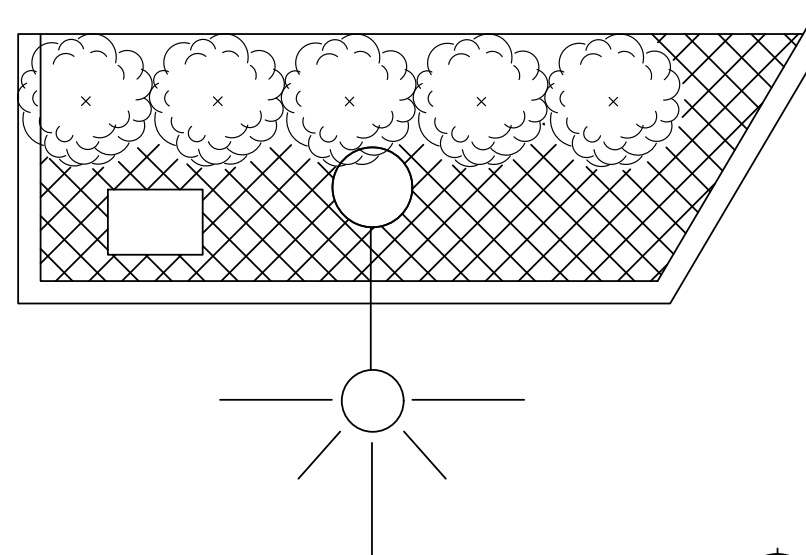
PLANT LIST:

| SYM. | # | LATIN NAME/ COMMON NAME | SIZE | SPACING |
|---|-----|--|---------|-----------|
| SHRUBS | | | | |
| | 4 | Abelia x grandiflora 'Kaleidoscope' Kaleidoscope Abelia | 2 gal. | 3' o.c. |
| | 11 | Nandina domestica 'Gulf Stream' Gulf Stream Heavenly Bamboo | 2 gal. | 3' o.c. |
| | 3 | Caryopteris x clandonensis Bluemist | 2 gal. | 3' o.c. |
| | 3 | Spiraea x bum. "Goldmound" Goldmound Spirea | 2 gal. | 3' o.c. |
| PERENNIALS | | | | |
| | 8 | Calluna vulgaris 'Firefly' Firefly Heather | 1 gal. | 1' o.c. |
| | 9 | Euphorbia 'Blackbird' Blackbird Spurge | 1 gal. | 1.5' o.c. |
| GRASSES | | | | |
| | 11 | Carex oshimensis 'Evergold' Evergreen Sedge | 1 gal. | 1.5' o.c. |
| GROUNDCOVERS/BULBS INTER-PLANTED | | | | |
| | 5 | Arctostaphylos uva-ursi Kinnikinnik | 1 gal. | 3' o.c. |
| | 80 | Narcissus 'Tete a Tete' Tete a Tete Daffodils | BULBS | 4 PER SF |
| ANNUALS/BULBS INTER - PLANTED | | | | |
| | 48 | Viola x wittrockiana Winter Pansy | 4" pots | 9" o.c. |
| | 120 | Crocus 'Hokus' Hokus Crocus | bulbs | 8 per sf |
| | 150 | Galanthus nivalis Snowdrops | bulbs | 10 per sf |



PLANTING AREA Z

SCALE 1/4" = 1'-0"

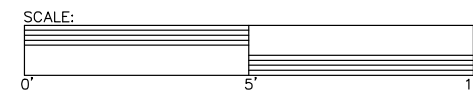


PLANTING AREA AA

SCALE 1/4" = 1'-0"

GENERAL NOTES

- Contractor is to:
 - modify existing irrigation system as needed to provide full coverage for all plant material. System is to be designed/built by Landscape Contractor.
 - notify City of West Linn of any site changes that may be detrimental to plant health or cause future problems.
 - verify that all plants are fully foliated, well branched and true to form.
- Contractor is to:
 - verify all plant quantities.
 - adjust plantings in the field as necessary.



CLEMENT WALSH LANDSCAPE ARCHITECT
 Address: 1225 13th Street West Linn OR 97088 Phone: 503-728-6760
 Email: clement@clementwalsh.com Website: www.clementwalsh.com

PLANTING PLANS

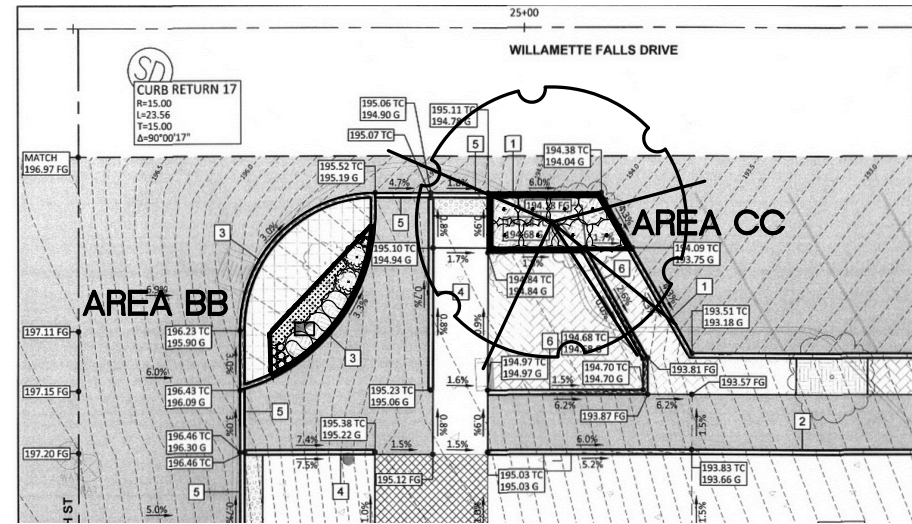
WILLAMETTE FALLS DRIVE
 WEST LINN OR

REVISIONS

| NO. | DESCRIPTION |
|-----|-------------|
| | |
| | |
| | |
| | |

DATE: 09-22-20

DWN: CW CHK: L.16



PLANTING AREA LOCATIONS FROM SHEET DC17

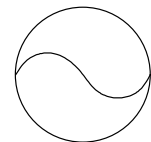
SCALE 1" = 20'-0"




PLANT LIST:

| SYM. | # | LATIN NAME/ COMMON NAME | SIZE | SPACING |
|------|---|-------------------------|------|---------|
|------|---|-------------------------|------|---------|


SHRUBS



3 Abelia x grandiflora 'Kaleidoscope' 2 gal.
Kaleidoscope Abelia 3' o.c.



8 Mahonia aquifolium 'Compacta' 2 gal.
Compact Oregon Grape 4' o.c.




2 Nandina domestica 'Gulf Stream' 2 gal.
Gulf Stream Heavenly Bamboo 3' o.c.

PERENNIALS



10 Calluna vulgaris 'Firefly' 1 gal.
Firefly Heather 1' o.c.

ANNUALS/BULBS INTER-PLANTED



35 Viola x wittrockiana 4" pots 9" o.c.
Winter Pansy

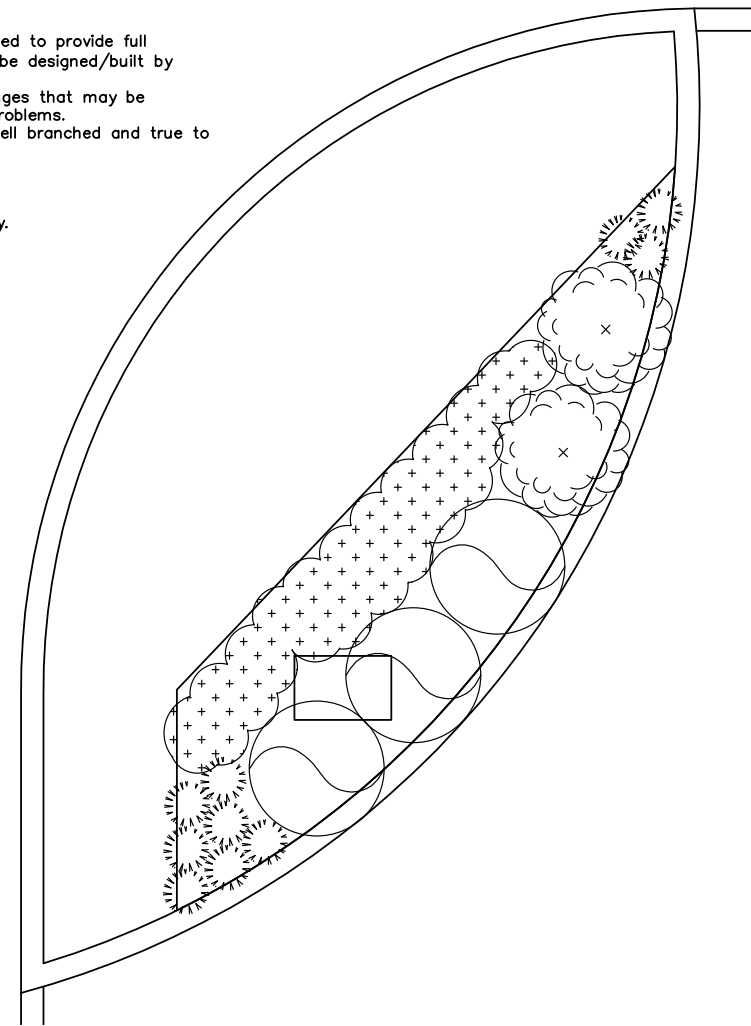
40 Crocus 'Hokus' bulbs 8 per sf
Hokus Crocus

50 Galanthus nivalis bulbs 10 per sf
Snowdrops

44 Narcissus 'Tete a Tete' bulbs 4 per sf
Tete a Tete Daffodils

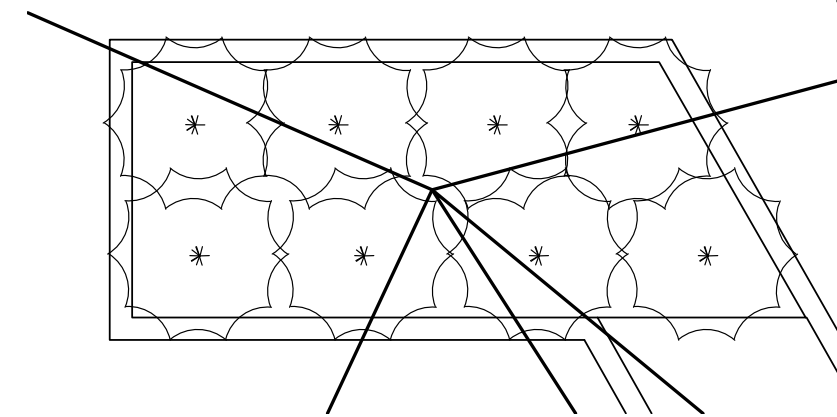
GENERAL NOTES

- Contractor is to:
 - modify existing irrigation system as needed to provide full coverage for all plant material. System is to be designed/built by Landscape Contractor.
 - notify City of West Linn of any site changes that may be detrimental to plant health or cause future problems.
 - verify that all plants are fully foliated, well branched and true to form.
- Contractor is to:
 - verify all plant quantities.
 - adjust plantings in the field as necessary.



PLANTING AREA BB

SCALE 1/4" = 1'-0"



PLANTING AREA CC

SCALE 1/4" = 1'-0"



CLEMENT WALSH LANDSCAPE ARCHITECT
 Address: 1225 13th Street West Linn OR 97088 Phone: 503-728-8760
 Email: clement@clementwalsh.com Website: www.clementwalsh.com

PLANTING PLANS

WILLAMETTE FALLS DRIVE
 WEST LINN OR

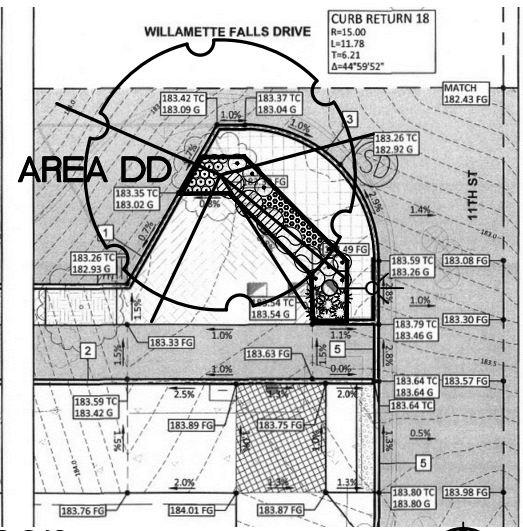
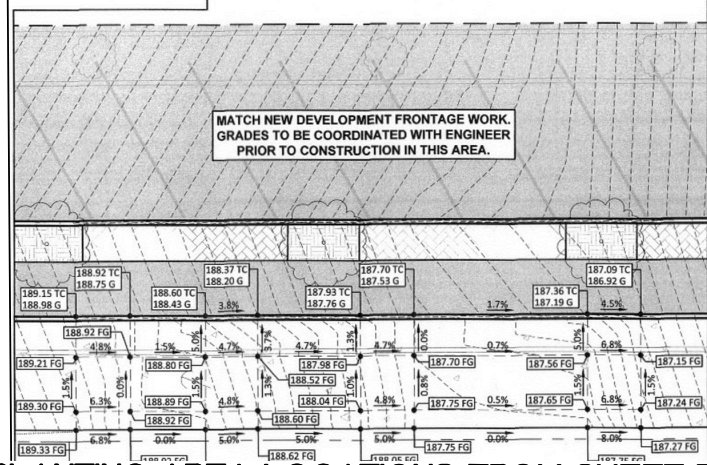
REVISIONS

| NO. | DATE | DESCRIPTION |
|-----|------|-------------|
| | | |
| | | |
| | | |
| | | |
| | | |
| | | |
| | | |
| | | |
| | | |

DATE: 09-22-20

DWN: CW CHK:

- 6" STANDARD CURB
- LANDING ZONE
- TACTILE WARNING SURFACE



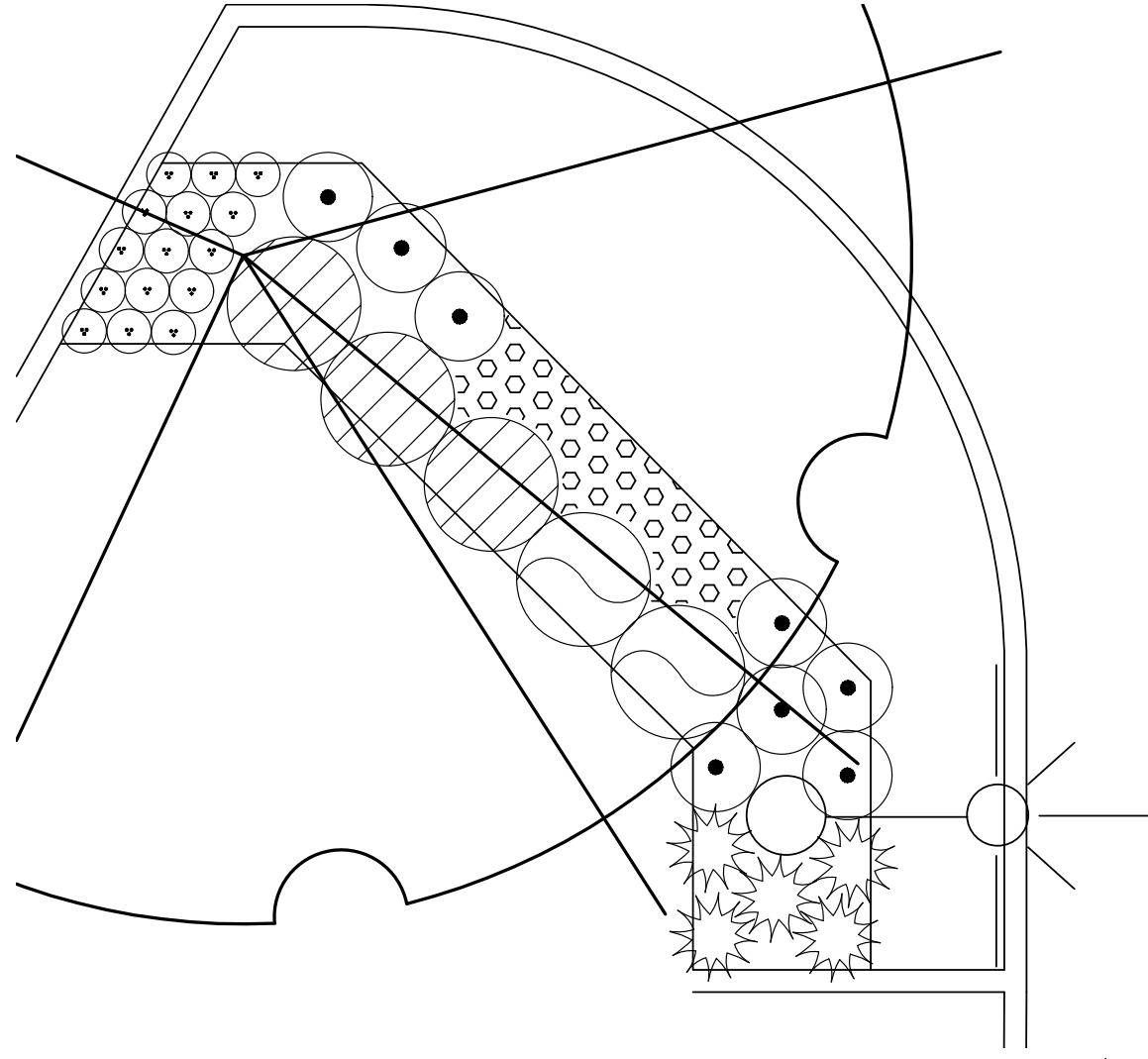
PLANTING AREA LOCATIONS FROM SHEET DC18

SCALE 1" = 20'-0"



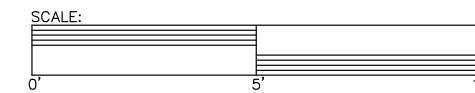
PLANT LIST:

| SYM. | # | LATIN NAME/ COMMON NAME | SIZE | SPACING |
|---|----|--|--------|-----------|
| SHRUBS | | | | |
| | 2 | Abelia x grandiflora 'Kaleidoscope' Kaleidoscope Abelia | 2 gal. | 3' o.c. |
| | 8 | Nandina domestica 'Fire Power' Fire Power Heavenly Bamboo | 2 gal. | 2' o.c. |
| | 3 | Spiraea x bum. 'Goldmound' Goldmound Spirea | 2 gal. | 3' o.c. |
| GRASSES | | | | |
| | 5 | Carex morrowi 'Ice Dance' Ice Dance Sedge | 1 gal. | 2' o.c. |
| PERENNIALS | | | | |
| | 15 | Iberis semp. 'Purity' Purity Candytuft | 1 gal. | 1' o.c. |
| GROUNDCOVERS/BULBS INTER-PLANTED | | | | |
| | 2 | Rubus calcynoides 'Emerald Carpet' Emerald Carpet Bramble | 1 gal. | 3' o.c. |
| | 32 | Crocus 'Hokus' Hokus Crocus | bulbs | 8 per sf |
| | 40 | Galanthus nivalis Snowdrops | bulbs | 10 per sf |
| | 22 | Narcissus 'Tete a Tete' Tete a Tete Daffodils | bulbs | 4 per sf |



PLANTING AREA DD

SCALE 1/4" = 1'-0"



GENERAL NOTES

- Contractor is to:
 - modify existing irrigation system as needed to provide full coverage for all plant material. System is to be designed/built by Landscape Contractor.
 - notify City of West Linn of any site changes that may be detrimental to plant health or cause future problems.
 - verify that all plants are fully foliated, well branched and true to form.
- Contractor is to:
 - verify all plant quantities.
 - adjust plantings in the field as necessary.

CLEMENT WALSH LANDSCAPE ARCHITECT
 Address: 1225 13th Street West Linn OR 97068 Phone: 503-728-6760
 Email: clement@clementwalsh.com Website: www.clementwalsh.com

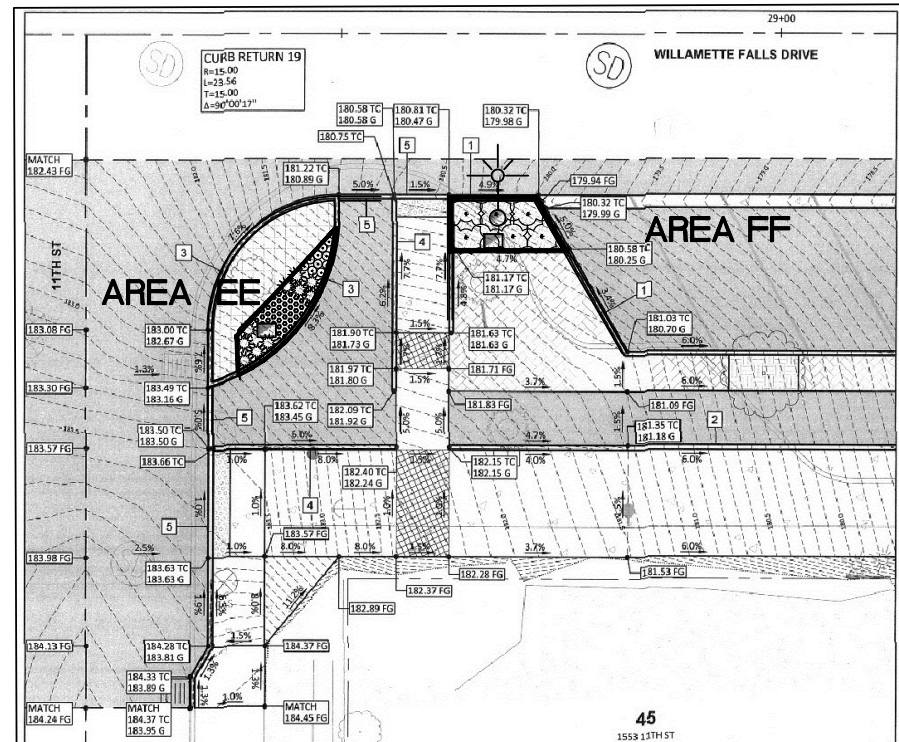
PLANTING PLANS

WILLAMETTE FALLS DRIVE
 WEST LINN OR

| REVISIONS | |
|-----------|--|
| | |
| | |
| | |
| | |
| | |
| | |

DATE: 09-22-20

DWN: CW CHK: L.18



PLANTING AREA LOCATIONS FROM SHEET DC19





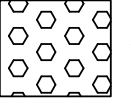
SCALE 1" = 20'-0"

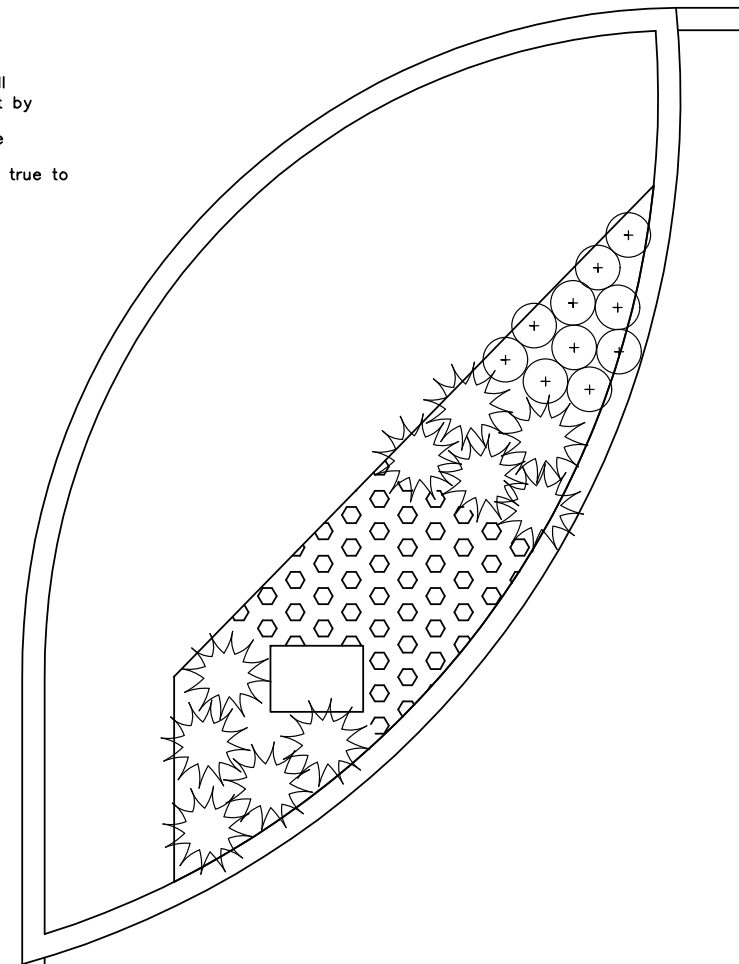


GENERAL NOTES

1. Contractor is to:
 - a. modify existing irrigation system as needed to provide full coverage for all plant material. System is to be designed/built by Landscape Contractor.
 - b. notify City of West Linn of any site changes that may be detrimental to plant health or cause future problems.
 - c. verify that all plants are fully foliated, well branched and true to form.
2. Contractor is to:
 - a. verify all plant quantities.
 - b. adjust plantings in the field as necessary.

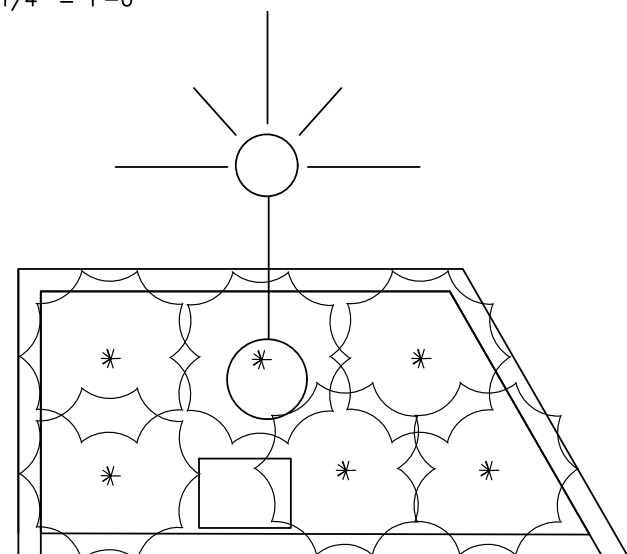
PLANT LIST:

| SYM. | # | LATIN NAME/ COMMON NAME | SIZE | SPACING |
|---|----|--|--------|-----------|
| SHRUBS | | | | |
|  | 5 | Mahonia aquifolium 'Compacta' Compact Oregon Grape | 2 gal. | 3' o.c. |
| PERENNIALS | | | | |
|  | 10 | Bergenia 'Spring Fling' Spring Fing Pigsqueak | 1 gal. | 1' o.c. |
| GRASSES | | | | |
|  | 10 | Carex morrowi 'Ice Dance' Ice Dance Sedge | 1 gal. | 2' o.c. |
| GROUNDCOVERS/BULBS INTER-PLANTED | | | | |
|  | 3 | Rubus calcynoides 'Emerald Carpet' Emerald Carpet Bramble | 1 gal. | 3' o.c. |
|  | 40 | Crocus 'Hokus' Hokus Crocus | bulbs | 8 per sf |
| | 50 | Galanthus nivalis Snowdrops | bulbs | 10 per sf |
| | 40 | Narcissus 'Tete a Tete' Tete a Tete Daffodils | bulbs | 4 per sf |



PLANTING AREA EE

SCALE 1/4" = 1'-0"



PLANTING AREA FF

SCALE 1/4" = 1'-0"



CLEMENT WALSH LANDSCAPE ARCHITECT
 Address: 1225 13th Street West Linn OR 97088 Phone: 503-728-6760
 Email: clement@clementwalsh.com Website: www.clementwalsh.com

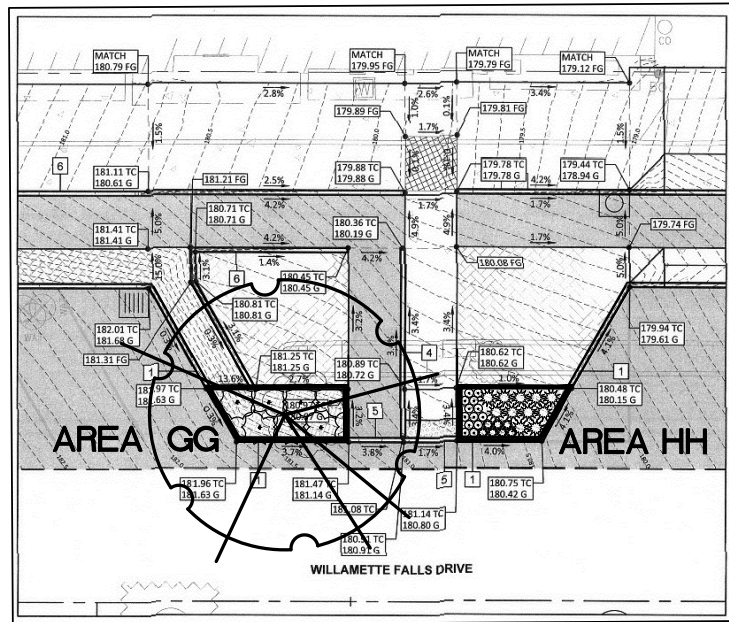
PLANTING PLANS

WILLAMETTE FALLS DRIVE
 WEST LINN OR

| REVISIONS | |
|-----------|--|
| | |
| | |
| | |
| | |
| | |
| | |
| | |
| | |
| | |

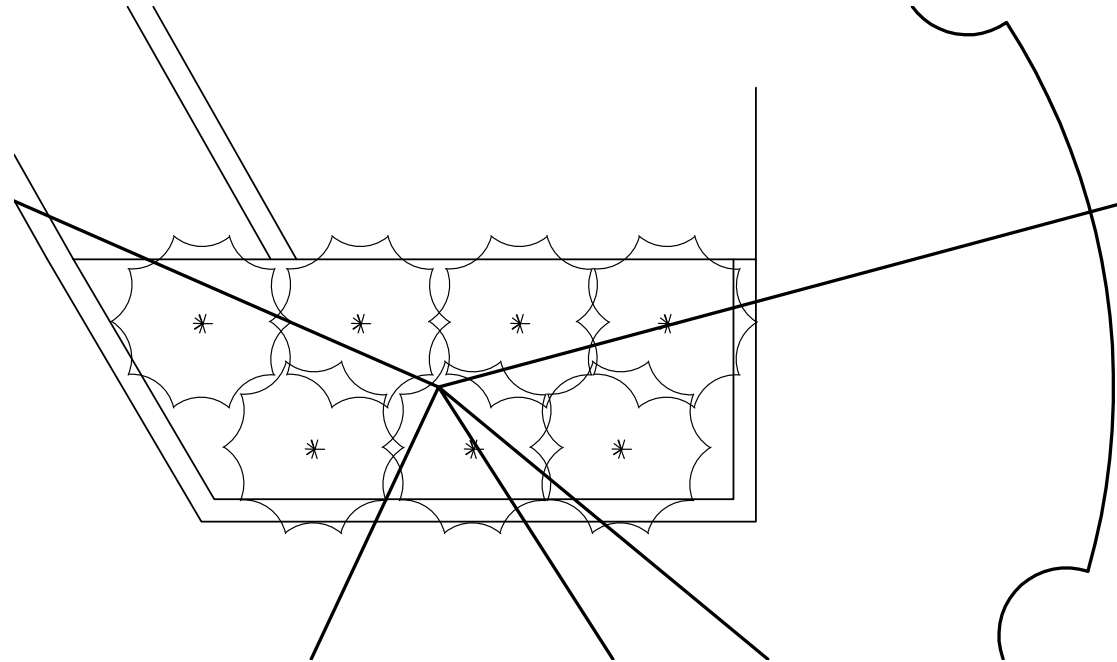
DATE: 09-22-20

DWN: CW CHK: L.19



PLANTING AREA LOCATIONS FROM SHEET DC20

SCALE 1" = 20'-0"



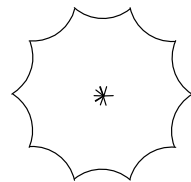
PLANTING AREA GG

SCALE 1/4" = 1'-0"



PLANT LIST:

| SYM. | # | LATIN NAME/ COMMON NAME | SIZE | SPACING |
|------|---|-------------------------|------|---------|
|------|---|-------------------------|------|---------|



SHRUBS

| | | | |
|---|---|--------|---------|
| 7 | Mahonia aquifolium 'Compacta' Compact Oregon Grape | 2 gal. | 4' o.c. |
|---|---|--------|---------|



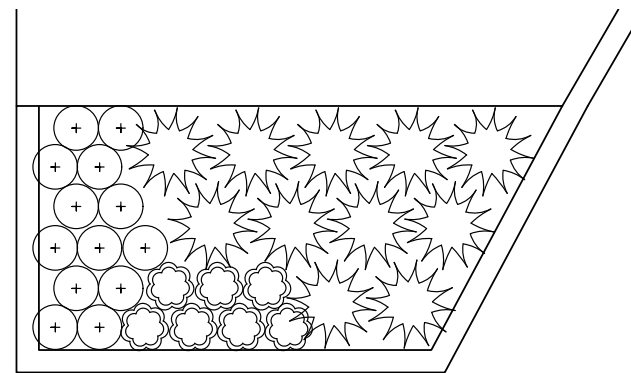
PERENNIALS

| | | | |
|----|--|--------|---------|
| 13 | Bergenia 'Spring Fling' Spring Fling Pigsqueak | 1 gal. | 1' o.c. |
| 7 | Campanula c. 'Blue Clips' Blue Clips Bellflower | 1 gal. | 1' o.c. |



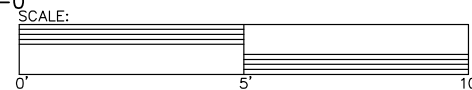
GRASSES

| | | | |
|----|--|--------|---------|
| 11 | Carex morrowi 'Ice Dance' Ice Dance Sedge | 1 gal. | 2' o.c. |
|----|--|--------|---------|



PLANTING AREA HH

SCALE 1/4" = 1'-0"



GENERAL NOTES

- Contractor is to:
 - modify existing irrigation system as needed to provide full coverage for all plant material. System is to be designed/built by Landscape Contractor.
 - notify City of West Linn of any site changes that may be detrimental to plant health or cause future problems.
 - verify that all plants are fully foliated, well branched and true to form.
- Contractor is to:
 - verify all plant quantities.
 - adjust plantings in the field as necessary.

CLEMENT WALSH LANDSCAPE ARCHITECT
 Address: 1225 13th Street West Linn OR 97088 Phone: 503-728-6760
 Email: clement@clementwalsh.com Website: www.clementwalsh.com

PLANTING PLANS

WILLAMETTE FALLS DRIVE
 WEST LINN OR

REVISIONS

| NO. | DESCRIPTION |
|-----|-------------|
| | |
| | |
| | |
| | |

DATE: 09-22-20

DWN: CW CHK:

L.20