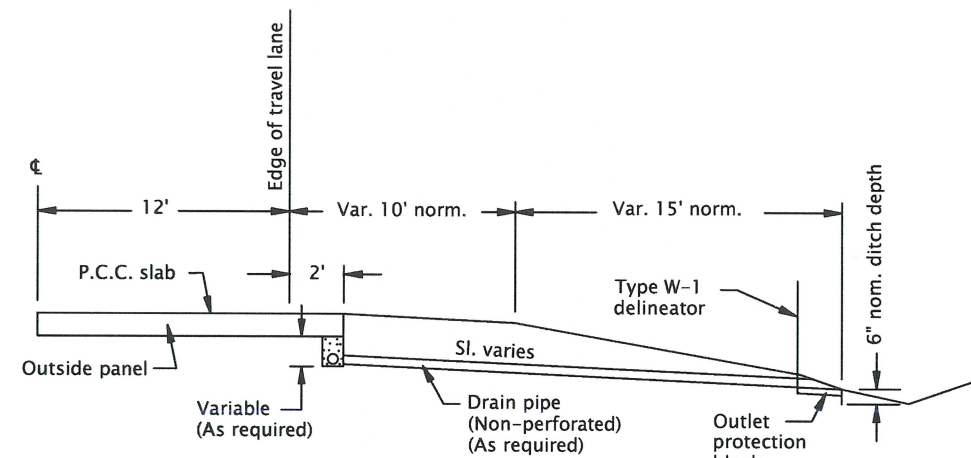


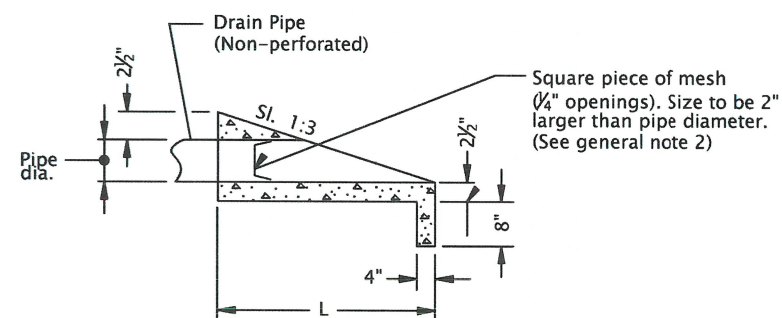
PLAN

PIPE DIA. (in)	L NOM. (in)	W NOM. (in)
3	24	12
4	24	12
6	33	14
8	42	16

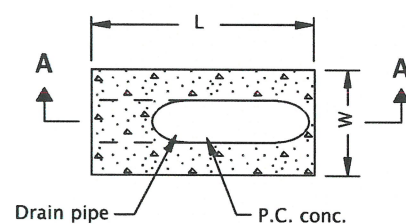


ELEVATION

SUBSURFACE DRAIN OUTLET



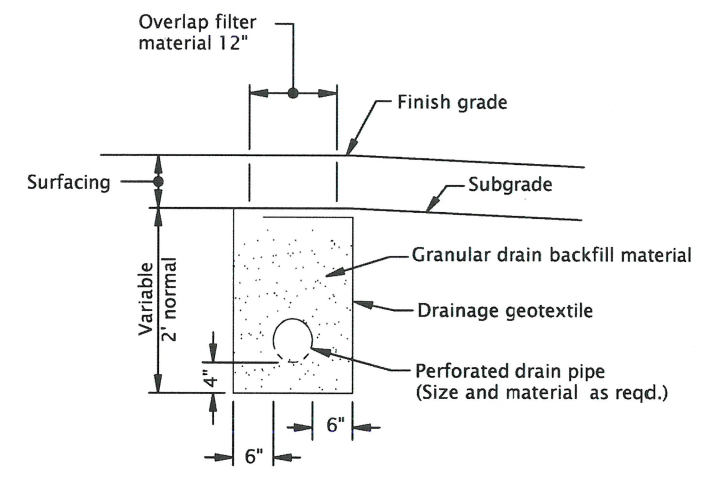
SECTION A-A



PLAN

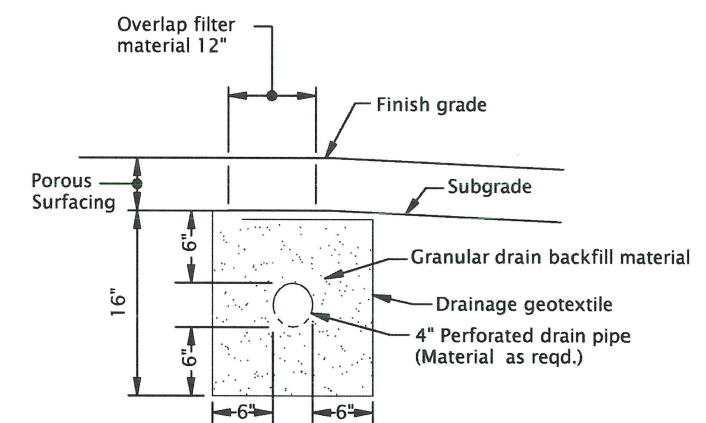
OUTLET PROTECTION BLOCK

TYPE 1 SUBSURFACE DRAIN INSTALLATION



SECTION

SUBSURFACE DRAIN DETAIL



SECTION

SUBSURFACE DRAIN UNDER POROUS PAVEMENT DETAIL

GENERAL NOTES FOR ALL DETAILS ON THIS SHEET:

1. In guard rail areas extend outlet protection block to back of guard rail post min.
2. Mesh for rodent control to be galvanized wire or approved equal.

Standard Drawing No.  
WL-RD312

Effective Date:  
02/22/22

SUBSURFACE DRAINS

Title:

West Linn  
CITY OF  
PUBLIC WORKS DEPARTMENT - STANDARD DRAWINGS  
22500 Salamo Road, West Linn OR 97068  
Phone: 503-722-5500  
www.westlinnregon.gov

NOTE:  
All material and workmanship shall be in accordance with the City of West Linn Standard Construction Specifications.

The selection and use of this Standard Drawing, while designed in accordance with generally accepted engineering principles and practices, is the sole responsibility of the user and should not be used without consulting a Registered Professional Engineer.

File  
WL-RD312.dwg