










OREGON MICROMOBILITY, MOPED, AND MINI MOTORCYCLE GUIDE

Device	Definition	Overview of Regulations	ORS Reference
 <p>Bicycle</p>	<p>A vehicle that:</p> <ul style="list-style-type: none"> Is designed to be operated on the ground on wheels; Has a seat or saddle for use of the rider; Is designed to travel with not more than three wheels in contact with the ground; Is propelled exclusively by human power; Has every wheel more than 14 inches in diameter or two tandem wheels either of which is more than 14 inches in diameter; and Is equipped with pedals. 	<ul style="list-style-type: none"> Helmet required for people under 16 unless doing so violates religious beliefs. May operate on a bicycle lane or path, or in a crosswalk. May operate on a sidewalk but must give audible warning when overtaking a pedestrian and must yield right of way to all pedestrians. Approved lighting must be used when operating under limited visibility. 	<p>801.150 (Definition) 801.608 (Vulnerable user) 807.020 (License exemption) 814.400 (Rights and duties) 814.410 (Sidewalk use) 814.420 (Bike lane use) 814.440 (Signaling turns) 814.485 (Helmets) 814.487 (Helmet exemption) 815.280 (Equipment)</p>
 <p>Electric Assisted Bicycle (E-bike)</p>	<p>A bicycle that is:</p> <ul style="list-style-type: none"> Equipped with an electric motor and that is a Class 1, Class 2, or Class 3 electric assisted bicycle. Class 1: Provides assistance only when the rider is pedaling and ceases to provide assistance when the bicycle reaches the speed of 20 MPH. Class 2: May be propelled by its motor without a rider pedaling and ceases to provide assistance once the bicycle reaches a speed of 20 MPH. Class 3: Provides assistance only when the rider is pedaling, ceases to provide assistance when the bicycle reaches the speed of 28 MPH, and is equipped with a speedometer. <p>Note: Gas assisted bicycles are considered mopeds.</p>	<ul style="list-style-type: none"> Must be at least 16 to operate. Protective headgear is recommended unless doing so violates religious beliefs. May not operate on a sidewalk. Approved lighting must be used when operating under limited visibility. 	<p>801.258 (Definition) 801.608 (Vulnerable user) 807.020 (License exemption) 814.400 (Rights and duties) 814.405 (E-bike status) 814.410 (Sidewalk use) 814.420 (Bike lane use) 814.440 (Signaling turns) 814.485 (Helmets) 814.487 (Helmet exemption) 815.280 (Equipment)</p>
 <p>Motor Assisted Scooter</p>	<p>A vehicle that:</p> <ul style="list-style-type: none"> Is designed to be operated on the ground with up to four wheels and has a foot support or seat for the operator's use; Can be propelled by motor OR human propulsion; Is equipped with a power source that maxes out at 24 MPH on level ground, and: <ul style="list-style-type: none"> If gas-powered, has a max displacement of 35 cc. If electric, has a max output of 1,000 watts. 	<ul style="list-style-type: none"> Must be at least 16 to operate. May not exceed 15 MPH. Must wear protective headgear unless doing so violates religious beliefs. Passengers not allowed. Approved lighting must be used when operating under limited visibility. Must use bicycle lane or path if bicycle lane or path is near the roadway and use is not prohibited by local laws. May ride on sidewalk to enter or leave adjacent property. Must walk motor assisted scooter in crosswalk. (Does not apply to person with a disability.) Use may be restricted by local jurisdictions. 	<p>801.348 (Definition) 801.608 (Vulnerable user) 807.020 (License exemption) 811.440 (Bike lane use) 814.510 (Rights and duties) 814.512 (Age, speed) 814.514 (bike lane use) 814.518 (Highway use) 814.520 (Lane use) 814.522 (Signaling turns) 814.524 (Sidewalk use) 814.526 (Bike lane/audible warning) 814.528 (Crosswalk use) 814.530 (Passengers) 814.534 (Helmet req.) 815.283 (Lights)</p>
 <p>Motorized Wheelchair</p>	<p>Not defined in Oregon Vehicle Code.</p>	<ul style="list-style-type: none"> Motorized wheelchair may be operated on a bike lane or path. Lighting equipment required when operated in a bike lane or path under limited visibility. 	<p>811.440 (Bike lane use) 814.500 (Rights and duties) 815.282 (Lights)</p>

Device	Definition	Overview of Regulations	ORS Reference
 <p>Electric Personal Assistive Devices</p>	<p>A device that:</p> <ul style="list-style-type: none"> • Is self-balancing on two non-tandem wheels; • Is designed to transport one person in a standing position; • Has an electric propulsion system; and • Has a maximum speed of 15 MPH. 	<ul style="list-style-type: none"> • Must be at least 16 to operate. • May not exceed 15 MPH. • May operate on a bicycle lane or path. • May operate on a sidewalk but must give audible warning when overtaking a pedestrian and must yield right of way to all pedestrians. • Use may be limited by local jurisdictions. • Approved lighting must be used when operating under limited visibility. 	<p>801.259 (Definition) 811.440 (Bike lane use) 814.550 (Application of laws) 814.552 (Speed, use) 814.554 (Local govt.) 815.284 (Lights)</p>
 <p>Skateboard, E-skateboard</p>	<p>Not defined in Oregon Vehicle Code.</p>	<ul style="list-style-type: none"> • Helmet required for people under 16. 	<p>801.608 (Vulnerable user) 814.600 (Helmet req.)</p>
 <p>One-Wheeled Devices</p>	<p>Not defined in Oregon Vehicle Code.</p>	<ul style="list-style-type: none"> • No regulations are listed as these devices are not defined in Oregon Vehicle Code. 	<p>N/A</p>
 <p>Moped</p>	<p>A vehicle that:</p> <ul style="list-style-type: none"> • Is designed to be operated on the ground with no more than three wheels, • Has a seat or saddle for operator use; • Is equipped with an independent power source that <ul style="list-style-type: none"> ◦ Maxes out at 30 MPH on level ground, and ◦ If gas-powered, has a displacement of 35.01 to 50cc. • Has an automatic power drive and does not require clutching or shifting. <p>Note: If the vehicle exceeds either maximum capable speed or engine size, it is a motorcycle.</p>	<ul style="list-style-type: none"> • Requires registration and insurance to operate on public roadways and premises open to the public. • Requires a driver license to operate (but not a motorcycle endorsement). • Motorcycle helmet required. • Headlights required. • May operate in a bike lane only if exclusively powered by human power. • Passengers not allowed. 	<p>801.345 (Definition) 801.608 (Vulnerable user) 803.420 (Registration) 807.010 (License) 811.440 (Bike lane use) 814.200 (Unlawful use) 814.260 (Helmet req.) 814.310 (Alterations) 814.320 (Lights) 814.330 (Passengers)</p>
 <p>Pocket Bike, Mini Motorcycle</p>	<p>Not defined in Oregon Vehicle Code.</p> <p>Note: These do not fall under the definition of motor assisted scooters because the engine is more than 35 cc and can go faster than 24 mph on level ground. These also do not fall under the definition of a motorcycle or moped because they do not meet federal safety standards.</p>	<ul style="list-style-type: none"> • No regulations are listed as these are not legal to operate on highways or premises open to the public. • May operate only on private property with owner's permission. 	<p>N/A</p>