


LIB-CON 2021 IN REVIEW

Cosplay contest entries for kids,
adults, and groups / 5

Fanart and Action Figure
Photography contest entries / 10

How it Should Have Ended!
Fan-fic contest entries / 15



Can you guess the fandom?
Hint: fantasy, adventures, & food
See Contents Page for answer



LIB-CON 2021



LIB-CON 2021

Cover image

Cass dressed as a Hobbit from the fandom
Lord of the Rings

Edited by

Staff at the West Linn Public Library

Contributors

Sara Chesney
Caitrin Lenartz
Rebecca Mayer
Kimberley Rhoades
West Linn Public Library Staff

Special thanks to:

The West Linn Library Foundation
Aryn Zanca, Programs Manager at *The Living Room*
Dan Julian, Teacher at *West Linn High School*
V Rosales, Community Engagement Coordinator at *The Living Room*
Grace Julian, Special Ed Assistant at an elementary school

- 01 "Let Children Choose Graphic Novels! A PSA" by Kimberley Rhoades
- 02 Our Favorite Graphic Novels
- 03 Staff Picks
- 04 More Lib-Con Fun
- 05 Cosplay Look Book
- 09 Favorite Resources for Cosplay
- 10 Fanart Contest Entries
- 11 Action Figure Photography Contest Entries
- 12 How it Should Have Ended! Fan-fic Contest Entries
- 13 Fanfic to Combat Toxic Fandoms
- Back Comic Book Coaster

Questions / Comments
clenartz@westlinnoregon.gov

"LET CHILDREN CHOOSE GRAPHIC NOVELS!
PSA FROM KIMBERLEY RHOADE" YOUTUBE TRANSCRIPT



Hi friends it's Kimberly one of the children's librarians from the West Linn Public Library, and I'm coming to you today with a very important public service announcement, that being: graphic novels are real books.... period.

As a Children's Librarian who has worked both in public schools and in public libraries for 10 plus years, the number one thing I defend most is that graphic novels are real books. So many grown-ups have a very different opinion, and hopefully you'll change it after reading this.

Now it's not just me saying that graphic novels are amazing and extremely valuable for children, the American Library Association thinks so too. In fact, in 2020 the Newbery Medal, which is for the most distinguished book in children's literature, was awarded to Jerry Craft's "New Kid," a graphic novel. In 2016 "Roller Girl" by Victoria Jamieson won a Newbery honor. In 2015 "El Deafo" by Cece Bell won a Newbery honor. So we're seeing more graphic novels being valued so extensively, not just by your school librarians and your public librarians, but by the American Library Association too.






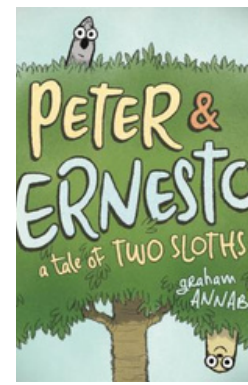
So grown-ups, graphic novels are incredible because they are a different format. They are a format that allows a story to be told in one book in two ways, and this format really allows for those images to tell a story and then for the text to tell a story. These images have to be extremely impactful, they have to be beautiful, they have to be engaging, they are what capture so much of kids attention because they tell a huge bulk of the story. Then there is the text. Now, because this is not just text, the text has to be extremely succinct, therefore, very impactful. So not only are graphic novels beautiful pieces of art to look at, when you put those two ways of telling a story together in one book you get a very powerful engaging book for kids that you can read both in the images as well as with the words, another bonus to graphic novels.

Grown-ups, if you have a reluctant or a striving reader, go for the graphic novels. Reluctant readers seem to have fun, probably because they're not so text dense and they have some amazing images. For striving readers, striving readers get two ways to interpret the story both through the images, which can show some nuances that we can't see in text and in the text which may be able to explain some things we don't see in the images. So for both reluctant and striving readers, graphic novels are an incredibly perfect choice.

Grown-ups, let kids read what they want to read whether it's a comic book, a graphic novel, anything! You should be so proud of them for having their head buried in a book! It means that they love reading! In whatever format, let them love reading in whatever format they love at the moment. It is when we put our own thoughts on children about graphic novels, or what we think they should read we squelch the love of reading. This makes me sad because my goal, my passion as a children's librarian, is to let kids read what they want and to find whatever format or whatever genre they love most so that they too can fall in love with books and fall in love with reading.

So yes, graphic novels are real books. One they're amazing, and two, let your kids read what they want. Alright that's all the public service announcement I have for today, thanks friends!

Kimberley Rhoades,
Children's Librarian
Watch the video on our YouTube page: bit.ly/wlpl-libcon-rhoades



OUR FAVORITE GRAPHIC NOVELS

Caitrin, Rebecca, and Sara sat down to discuss some of their favorite Graphic Novels, now accessible on our YouTube page. It was incredibly difficult to only talk about a few graphic novels for the videos, and the staff picks provided are a small sampling of what we love. Don't hesitate to reach out to get recommendations, as we would love to talk your ear off about graphic novels!



HARLEEN

by Stjepan Šejić

"This is a great origin story with truly amazing art. Stjepan Šejić wrote and illustrated this entire book, which is something you don't see often in popular American comics. This was Stjepan's own project and I think it really shows in how the story and the art all holds together. It is a great jumping in point if you're new to comics or intimidated by the hugeness of the DC universe. The story can stand alone or help introduce a new reader to the Batman mythos through the nuanced but really unflinching psychological backstory of one of its most popular characters."



CHUNKY

by Yehudi Mercado

"Hudi is a very cheerful, funny, and energetic kid trying to find his place in the world *and* somebody who will understand him. He has an imaginary friend named Chunky who becomes his mascot and cheerleader. I would recommend this to anybody who loves Raina Telgemeier's books, or Kayla Miller's 'Clique' series, or any of those great growing-up graphic novels that we have for tweens right now. Even more so because Hudi is genuinely really funny. My favorite quote, and I feel like it definitely describes this book, is "Half the lungs, all the charm."




I KILL GIANTS

by Joe Kelly, Illustrated by JM Ken Niimura

"This is actually a tender story of loss and coping, of friendship and bullies, and of what courage really means. It is depicted in a black and white "manga Style." This graphic novel is great for those new to graphic novels or have been reading them for a long time. In fact, it is among the top Graphic Novels I recommended for people trying to get into Graphic novels. Although it is often neglected by book clubs because of the fantasy elements, I would encourage everyone to give it a try as because you don't need an extensive knowledge of giants and monsters to understand the context."

Adult




- Adulthood is a Myth** by Sara Anderson
Fun Home: A Family Tragicomic by Alison Bechdel
Waves by Ingrid Chabbert;
 illustrated by Carole Maurel; *et al.*
Invisible Differences: A Story of Asperger's, Adulting, and Living a Life in Full Color story by Julie Dachez; illustrated by Mademoiselle Caroline, et al.
Rascal by Jean-Luc Deglin
Bingo Love by Tee Franklin
 illustrated by Jenn St-onge
The Sandman by Neil Gaiman et al.;
 art by Michael Zulli et. al.
Good Talk: A Memoir in Conversations by Mira Jacob.
Relish: My Life in the Kitchen by Lucy Knisley
March by John Lewis & Andrew Aydin;
 illustrated by Nate Powell
The Wicked + The Divine by Gillen Mckelvie et al.;
 illustrated by Wilson Cowles
Mouse Guard by David Petersen
Persepolis by Marjane Satrapi
The Rabbi's Cat by Joann Sfar
Maus by Art Spiegelman
They Called Us Enemy by George Takei
Something is Killing the Children Series by James Tynion IV ; illustrated by Werther Dell'Edera, et al
Saga by Brian K. Vaughan;
 illustrated by Fiona Staples

Young Teen




- New Kid** by Jerry Craft
Rapunzel's Revenge by Shannon Hale
Roller Girl by Victoria Jamieson
Explorer: The Hidden Doors edited by Kazu Kibuishi
A Bride's Story by Kaoru Mori
Emma by Kaoru Mori
Three Thieves: The Tower of Treasure by Scott Chantler

Webcomics



- Navillera: Like a Butterfly** by Hun;
 illustrated by Jimmy
Let's Play by Leeanne M. Krecic (Mongie)
The Little Trash Mermaid by s0s2
Omniscient Reader by sing N song,
 illustrated by Sleepy-C
Lore Olympus by Rachel Smythe
Friendly Hostility by K. Sandra Stanley
The Makeup Remover by Lee Yone

Children



- Nightlights** by Lorena Alvarez
Peter and Ernesto: A Tale of Two Sloths by Graham Annabelle
El Deafo by Cece Bell
The Donner Dinner Party by Nathan Hale
Underground Abductor by Nathan Hale
Fashion Kitty by Charise Mericle Harper
When Stars are Scattered by Victoria Jamieson
Binky the Space Cat by Ashley Spires
The Adventures of Super Diaper Baby by Dav Pilkey
Calvin and Hobbes by Bill Watterson

Teen



- Delilah Dirk and the Turkish Lieutenant** by Tony Cliff
Hey, Kiddo by Jarrett Krosoczka
The Girl from the Other Side by Nagabe;
 translation, Adrienne Beck et al.
The Promised Neverland by Kaiu Shirai;
 illustrated by Posuka Demizu
The Prince and the Dressmaker by Jen Wang

MORE LIB-CON FUN




Book Nooks!

A book nook is miniature world meant to adorn a bookshelf and be surrounded by your favorite books. Using patterns found on Etsy, these were cut out of medium plywood using our new laser cutter. Some were later painted with acrylic paint. Many of them have compartments where you can string a light to illuminate and enhance the scene.

They were raffled to five lucky patrons who visited the library during our Lib-Con week, and will undoubtedly decorate the library again.

Best Manga to Anime Adaptation!




Fans voted *Full Metal Alchemist Brotherhood* as best in show (Not sorry). After narrowly winning the first round, it was smooth sailing to the top.

Superhero Showdown Winner!



After winning a draw against *Wonder Woman*, *Captain Marvel* went on to defeat *Scarlet Witch* in the final, making her the top Super Hero!



Pumpkin Porridge (Hobakjuk)

"Cook Korean: a Comic with Recipes" by Robin Ha

Watch the demo on our YouTube channel!

2 lbs. Kabocha Squash
5 Cups Water
1/3 C. Sweet Rice Flour
20 Ongsimi Balls (see below)
3 tsp. Brown Sugar

3 tsp Granulated Sugar
1 tsp. Salt
Pine Nuts (garnish)
Black sesame seeds (Garnish)
1 Dried Red Date thinly sliced

Ongsimi Ball Recipe: (pg 108)

Ingredients - 5 tbsp. HOT water and 1/2 c. sweet rice flour

Put the Sweet rice flour in a bowl and add hot water, 1 tablespoonful at a time and mix with a spoon until cool enough to touch. Then knead the dough well with your hands.

When the dough has a Play-Doh-like consistency, take about a thumb-size lump. Rub it between your palms to make a ball. Make about 20 little balls.

Hobakjuk (pg. 111)

Rinse any dirt off the outside of the squash and cut it into big chunky sections with a knife. Take out and discard all seeds. Put the squash in a big pot and pour in enough water to cover. Boil 20-25 minutes, with the lid on. Poke the squash with a chopstick. If it goes through smoothly, its done.

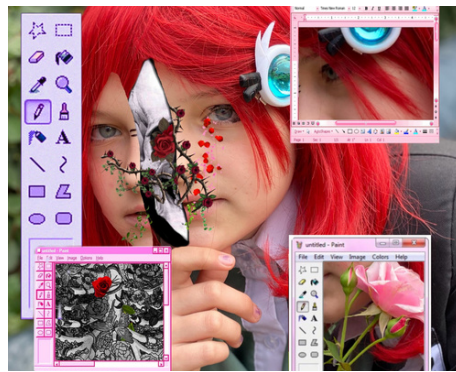
When cool enough to touch, peel the skin off the squash. Blend the squash with 4 cups of the water until smooth.

Whisk the sweet rice flour with the remaining 1 cup water. Pour the blended squash into a pot and add ongsimi and the sweet rice flour mixture. Bring to a boil, then lower the heat to a medium. Add the brown sugar, granulated sugar, and salt. Cook, stirring for about 15 minutes, until the soup becomes glossy and thickened.

Sprinkle with pine nuts, black sesame seeds, and the sliced dates for garnish.

COSPLAY LOOK BOOK 2021

These cosplayers showed UP for our first Lib-Con! It takes a lot of time and patience to curate or to make your own cosplay and we applaud their outstanding efforts!



2021 COSPLAY
CONTEST ENTRIES



CECILIA ABEL

as Izuku Midoriya - My Hero Academia

I choose to cosplay him (Izuku a.k.a Deku) because he inspired me to stand up for myself and even though I'm not special, I can still be a hero- or, at least, my own hero, since I don't have a quirk.

My Hero Academia is one of the largest manga exports according to Publishers weekly, frequently toping the charts in manga sales. Jujutsu Kaisen, Chainsaw Man, and Attack on Titan have also been big names in manga publication throughout 2021.



NORA BOWYER

as Luz Noceda - The Owl House

I chose this character because I think she's really funny, and I like her personality. I love her style and thought it would be fun to make her outfit.

It's a simple cropped hoodie with a white shirt and some leggings with jean shorts and then I sewed some purple cat ears on it.



ELLIE DUNCAN

*as Himiko Yumeno -
Danganronpa*

I like the character because I can relate to her in that we are both childish and put a lot of our trust into other people. We both can get really attached to people and we are also both pretty persistent. We both rely on other people to help us through tough times.



DEREK CONRAD

as Dr. Strange - Marvel comics

Over the past year and a half, I've struggled with how law enforcement and superheroes intersect in fiction whether its Spider-man leaving people bound hanging from lamp posts or Batman punching the mentally ill.

But I've never felt conflicted about Dr Strange whose stories are more often about the price of hubris or sacrifice. They can also be profoundly weird. He has a ghost dog for a pet and his apprentice is a librarian. What's not to like?



EMILY BAEHR

as Shoto Todoroki - My Hero Academia

My character is Shoto Todoroki and he attends UA high school to become a professional hero. His powers are fire and ice. I like him because he's the cool guy, not loud like Bakugo and not emotional like Deku.



ELEANORA HERMAN

as Naak Shauy'vor (original character) - Star Wars

I really enjoy wearing and working on my Mandalorian armor because it's a fun way to be transported into Star Wars and I've found out that crafting and painting armor can be really fun. I've met some other Star Wars and Mandalorian cosplayers since I started which is the most exciting part.

I enjoy learning more about Mandalorian history and adding new things to my character and armor, which I've been doing pretty consistently for the last 18 months.

REBECCA, JAMIE, CAVAN & KAORI MIKAMI

*as Inigo Montoya, Wesley, Buttercup and
Humperdinck - The Princess Bride*

We love this story. It is a great book and a great movie. It has a wonderful balance of humor and adventure and universal appeal to all ages. It is one story that you can quote numerous lines from and they are instantly recognized and remembered. Just mentioning this story brings a smile to peoples' faces. As a family we do a family themed costume every year and we knew that The Princess Bride would be a great theme for our family.



ADRIENNE & LYRA SPARKS

as Crewmen - Among Us

Adrienne - "I chose to do this cosplay because playing Among Us has become a fun pastime in our family. The characters and their outfits are so whimsical and it is fun to be able to personalize your crewmate to your own personality."

Lyra - "Because it's a super fun game with crewmates and an imposter. I like how the imposter gets to sabotage the ship."



HUNTER, MAKAYLA & ARIA TIMOTHY

*Shoto Tokoroki, Katsuki Bakugo
and Ochaco Uraraka - My Hero
Academia*

These three characters are all heroes in training! We love them because they all have different quirks (super powers) but all have the same goal of wanting to be a hero and help people!




THE BERRY FAMILY

*as Jesse, James, Ash and Greninja
- Pokemon*

"Gotta catch 'em all!"

COSPLAY RESOURCES

3D Printing



The library offers 3D printing on a FlashForge Inventor or our Prusa printer. You can find ready-made files for all types of objects on Thingiverse.com or design your own using Tinkercad, SketchUp, or another 3D modeling program.

Please note, models with intricate details or moving parts don't always come out as precise as expected. Simple models produce the best results

Visit our library website to learn more about our 3D printer, and how to submit a 3D print request. <https://westlinnoregon.gov/library/3d-printing>

YouTube Resources

- Adam Savage One Day Builds & Tested Tours
- Alyson Tabbitha
- KamuiCosplay
- Punished Prop Academy
- SheProp!
- SKS Props

Online Resources


- cosplaycentral.com/
- cosplaytutorial.com/
- Thingiverse.com
- 501 (Star Wars) Costume Reference Library- <https://databank.501st.com/databank/Costuming:CRL>

Books

- ***The Overstreet Guide to Cosplay (2015)*** by Melissa Bowersox, Eddie Newsome, and Carrie Wood
- ***The Fashion File : Advice, Tips, and Inspiration from the Costume Designer of Mad Men*** by Janie Bryant with Monica Corcoran
- ***The Hero's Closet : Sewing For Cosplay and Costuming (2017)*** by Gillian Conahan
- ***Creative Cosplay : Selecting & Sewing Costumes Way Beyond Basic (2020)*** by Amanda Haas
- ***Create a Costume! (2019)*** by Sarah Myer
- ***The Modern Nerd's Guide to Cosplay*** by Kristen Rajczak Nelson.
- ***The Costume Making Guide : Creating Armor & Props for Cosplay (2016)*** by Svetlana Quindt, aka Kamui Cosplay.
- ***Make: props and costume armor : create realistic science fiction and fantasy weapons, armor, and accessories (2016)*** by Shawn Thorsson.



JESS BOYLE
Loki from the Marvel Universe



CECILIA ABEL
Flowey and Frisk from Undertale



WILL KRIDER
Kokushibo from Demon Slayer



HUNTER TIMOTHY
Toga from My Hero Academia



LYRA SPARKS
Baldi from Baldi's Basics


THE POWER OF FAN ART

The Fanart contest was one of the closest races of all the contests, and ended up being a tie. As one staff member observed, "I didn't know much about many of these fandoms, but as I did more research, I was instantly struck by how each artist captured their fandom in their own style. There is just so much talent in the pieces, so much being told in each work, and I'm just blown away by these submissions. I thought I knew which one I was going to vote for, but the more I learn the less sure I become."

SINGLE SCENE



Sam
Back at Barracuda Bay



Timothy and Makayla
Harley Quinn, Poison Ivy and Catwoman

COMIC PAGE ENTRY

Super Effective!

Name: Ananya Ilanchelian
Characters: Pikachu & Gyarados
Fandom: Pokemon



Ananya
Super Effective!



Wesley
Action Packed Cross Over

VISUAL LITERACY

"To read a graphic novel, much less a wordless one, many essential literacy skills are required, including the ability to understand a sequence of events, interpret characters' nonverbal gestures, discern the story's plot, and make inferences." International Society for Technology in Education

HARRY POTTER AND THE DEATHLY HALLOWS

by Parker Hall

SPOILERS FOR THE END OF HARRY POTTER AND THE DEATHLY HALLOWS



"Well Mr. Potter, Harry. The decision is entirely yours. I know you'll do great with whatever you do and I would be more than happy to help you." Professor McGonagall gave a warm smile and a pat on his back as Harry stood up and walked away from her office. Harry looked over a crowd of people as he walked towards the entrance of Hogwarts. It had been over 3 weeks since the battle of Hogwarts and there was still rubble and ruckus surrounding the halls. Apparently magic can't do everything. A sigh from close by pulled him out of his thoughts.

"Did you talk to Professor McGonagall about it?" Harry turned to see a wonderful sight. Ginny. "Well?" "Oh! Uh, yeah, I did. She said she'd help me with whatever decision I made although, I think I have a pretty good idea of what that will be." "Good. I'm glad." She kissed his temple. "Now, let's go back to the burrow. Mum's making stew tonight I think." "Thank you." Ginny turned to him. "For what? You're the one who thought of this, Harry." He looks at her trying to compose his thoughts. "For sticking with me longer than you ever expected you to:" She gave a sweet smile and took his hand. "Let's get home."

10 YEARS LATER

Harry walked around the room making sure everything was in place. "Desks are all out of the way, windows are open, textbooks are there, board is clean. Okay. you've got this, you've always got this!" He adjusted his signed Holyhead Harpies poster to align just right in the wall (marrying the strongest chaser does have its benefits) and with a wave of his wand opened the door. Students started to walk in varying houses, sitting down within their groups and talking amongst themselves. Some even looked familiar; Hermione's and Ron's kid, Rose, waved at him along with Teddy Lupin. They both quietly shouted a sweet Good luck at him before returning back to the conversations they were previously having. Once everyone was calmed down and had their equipment out, Harry took up a piece of chalk and started writing. "Good morning everyone, my name is Professor Potter and I will be your Defence Against the Dark Arts teacher, and if there is anyone who knows how to take care of the dark arts, well, it's me." Harry's scar hadn't hurt him in the last decade. It was gonna be okay.

THE HUNGER GAMES MOCKINGJAY

by Ananya Ilanchelian

First, I get a glimpse of the blond braid down her back, then as she yanks off her coat to cover a wailing child, I notice the duck tail formed by her untucked shirt. I freeze. That's when I noticed similar parachutes to the ones that just went off, floating in the sky heading straight for her. I take off, shouting her name. As I run towards her, I see my name forming on her lips as I leap up and wrap her in my arms tackling her to the ground as I feel the bombs go off. The last thing I see before I pass out are Prim's blue eyes slowly closing. I feel a small victory in the fact that I protected her from the flames. I hold on to that victory as the searing pain rolls along my body, rolling away from Prim as smoke blurs my vision, drifting into a nightmare filled sleep.....

Read the rest:

<https://bit.ly/wlpl-hishe-hunger-games>

AVENGERS: ENDGAME

by Cecilia Abel

..... Her curiosity peaked, she started to dig, brushing her wet stringy red hair out of her face as she did. Multiple other pieces of glass were found beside it. Broken, but clearly a part of the same piece initially. All had lettered printed on, extremely faded and barely readable but still present.

Soon, it was done. She carefully inched the pieces together with dirt covered hands, a feeling of satisfaction blooming when they fit. A single word formed in the old glass, and she used her sleeve to wipe it off and squinted to see the faded word.

"Av..." she said aloud, her voice semi drowned out by the wet downfall.

"Avengers. The Avengers?" Frowning, she looked closer.

Read the rest:

<https://bit.ly/wlpl-hishe-avengers>

FANFIC TO COMBAT TOXIC FANDOM

Recognized for years as a powerful literary genre, fanfic (a.k.a. fan fiction) is an excellent way for fans to reclaim the fandoms that may have soured due to toxic fans (such as gate keepers) or authors. Whether you are an author or consumer, fanfic allows individuals to find communities that reflect and support ones values, beliefs, and identity. It allows an individual to see themselves reflected in a story they love, and it gives individuals the space previously denied to them.

Watch our panel on "Toxic Fandoms: How to Cope" here: <https://bit.ly/wlpl-lib-con-toxic-fandoms>
Read more on fanfiction and libraries here: americanlibrariesmagazine.org/2016/11/01/fellowship-of-the-fans-fan-fiction/



LIB-CON 2021

COMIC BOOK *Coasters*

Ingredients needed:

- Ceramic tile(s)
- Modge Podge adhesive (marked #1)
- Cork sheet
- Comic book pages
- Polycrylic clear finish (marked #2)
- Sponge brush
- (Optional) paint brush - not included
- Scissors - not included



Instructions:

1. Cut out comic book image, using cork sheet as a size-guide. (4 in x 4 in)
2. Using the sponge brush, apply a medium layer of Modge Podge to the blank tile. (Both the Modge Podge and the Polycrylic appear white in liquid form. Once dry, both will be clear.)
3. Place image on tile and gently center. Make sure to smooth out any bubbles! Let dry for 15-20 minutes. (Rinse out sponge brush or rest it in a cup of water!)

Instructions contd.

4. Apply a medium layer of Modge Podge over image and tile. Let dry 15-20 minutes again. Thoroughly rinse out sponge brush. Blot brush dry.
5. Apply a thin layer of Polycrylic finish. Let dry for 2 hours. (For smoother finish, use a paint brush.) This will give your tile a nice glossy finish AND protect your image from heat and condensation.
6. Apply 2nd layer of Polycrylic. Let dry for 2 hours.
7. Apply 3rd and final layer of Polycrylic to your tile. Let dry for 3 hours.
8. Once dry, affix the cork sheet to the bottom of the tile. This will protect your surfaces from the scratchy tile. You're done!

