


Getting Started on BEANSTACK

- 1 First, you will need to get the "Beanstack Tracker" app from the app store. The icon looks like this: 

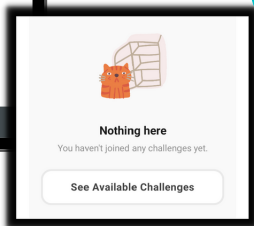
When you open up the app, the greeting will pop up and you just tap the "Let's Go" button to get started.

On the next screen, tap the blue book image to search for a school, library or bookstore.

(Be aware: you'll be searching for "West Linn Public Library"! It's actually important to search that exact term - Beanstack is picky!)



- 2 Next, it's important to check and see if you already have a Beanstack account! If you have participated in any of our reading challenges last year, you likely have one. If this is all new to you, go ahead and "sign up"!

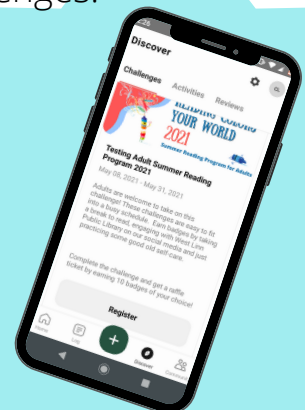


- 3 Once you are signed up or signed in, you'll see a dashboard with your current stats (or lack thereof if you happen to be brand new to Beanstack).

Scrolling down, you'll see a section for current challenges (which is probably empty) and a button to see available challenges.

- 4 Depending on your age or grade, you will see a selection of different challenges. Tap the "Register" button on the one you want and you're all signed up!

- 5 Some challenges only require you to log minutes or books, which you can do by tapping the green + at the bottom. For other challenges, you need to do certain activities by tapping the badge you want to earn.

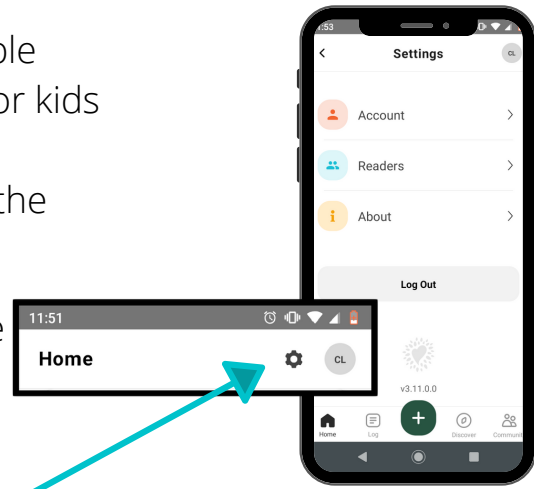


West Linn Public Library

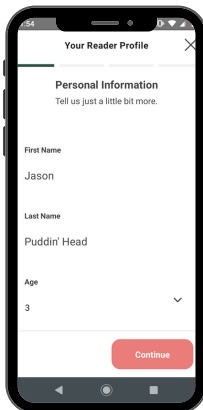
Add Another Reader on BEANSTACK

Beanstack gives you the ability to have multiple readers on one account. This is best used for kids or family members who don't have their own device because you will be the one doing all the logging!

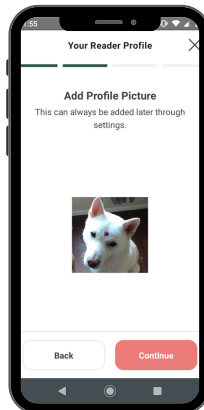
- 1 To add a reader, you'll first tap on the little gear at the top of your screen, right next to your icon. When the "Settings" menu comes up, tap on "Readers".



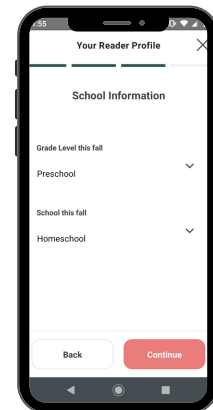
- 2 Now you just enter the information for your new reader



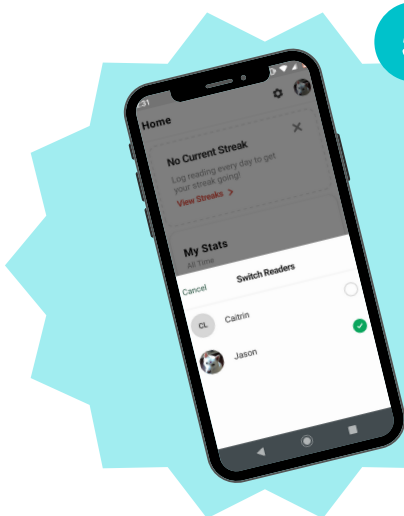
- 3 Add a cool profile pic...



- 4 And if you are adding a teen or kid, finish up with their school info...



- 5 Now if you want to log for another reader, you'll just tap on the reader icon in the top right of your screen and choose the reader you're managing from the menu!



When you look at "Available Challenges" for another reader, the challenges could be different. Our Reading Challenges are all age and grade-specific!