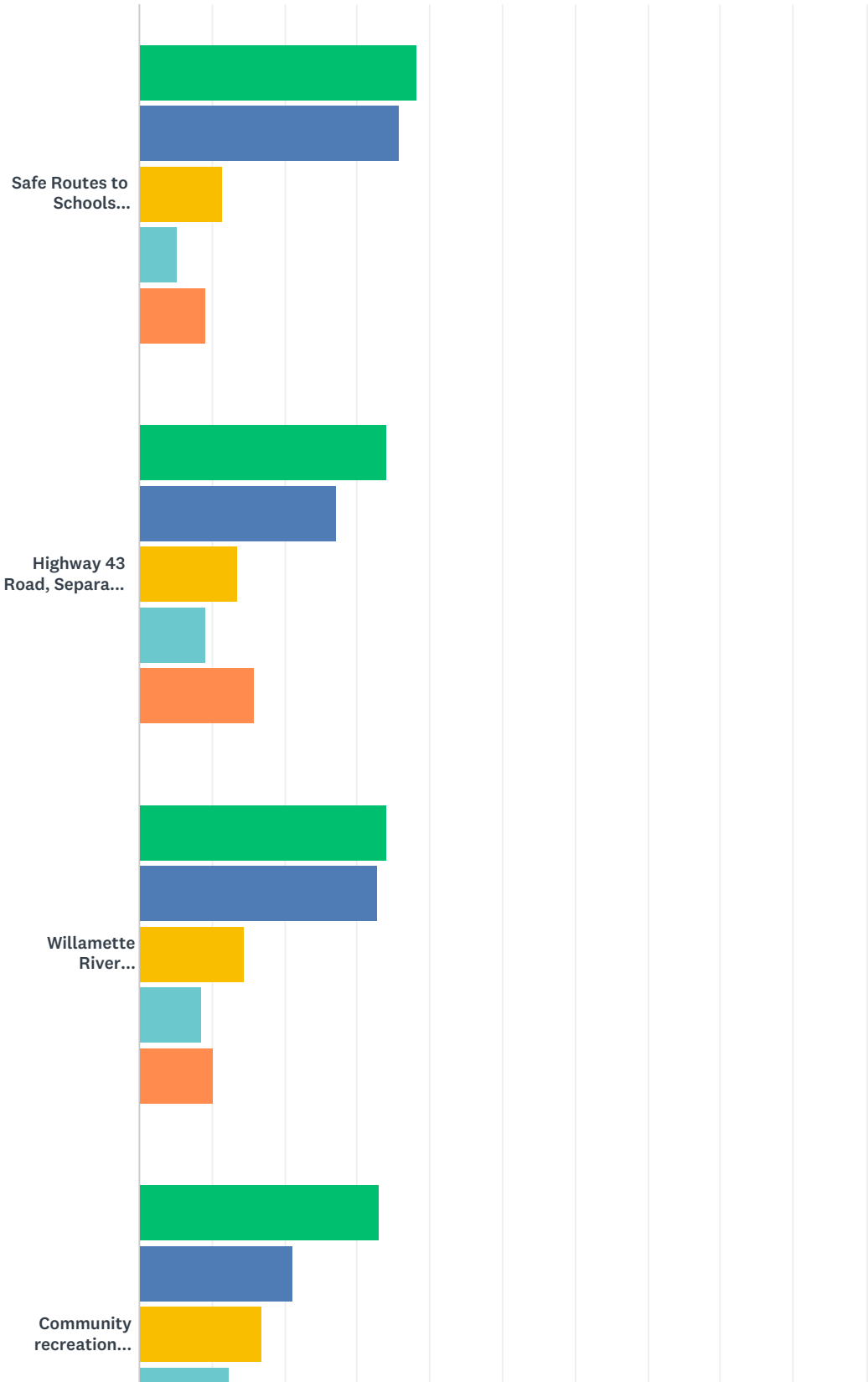
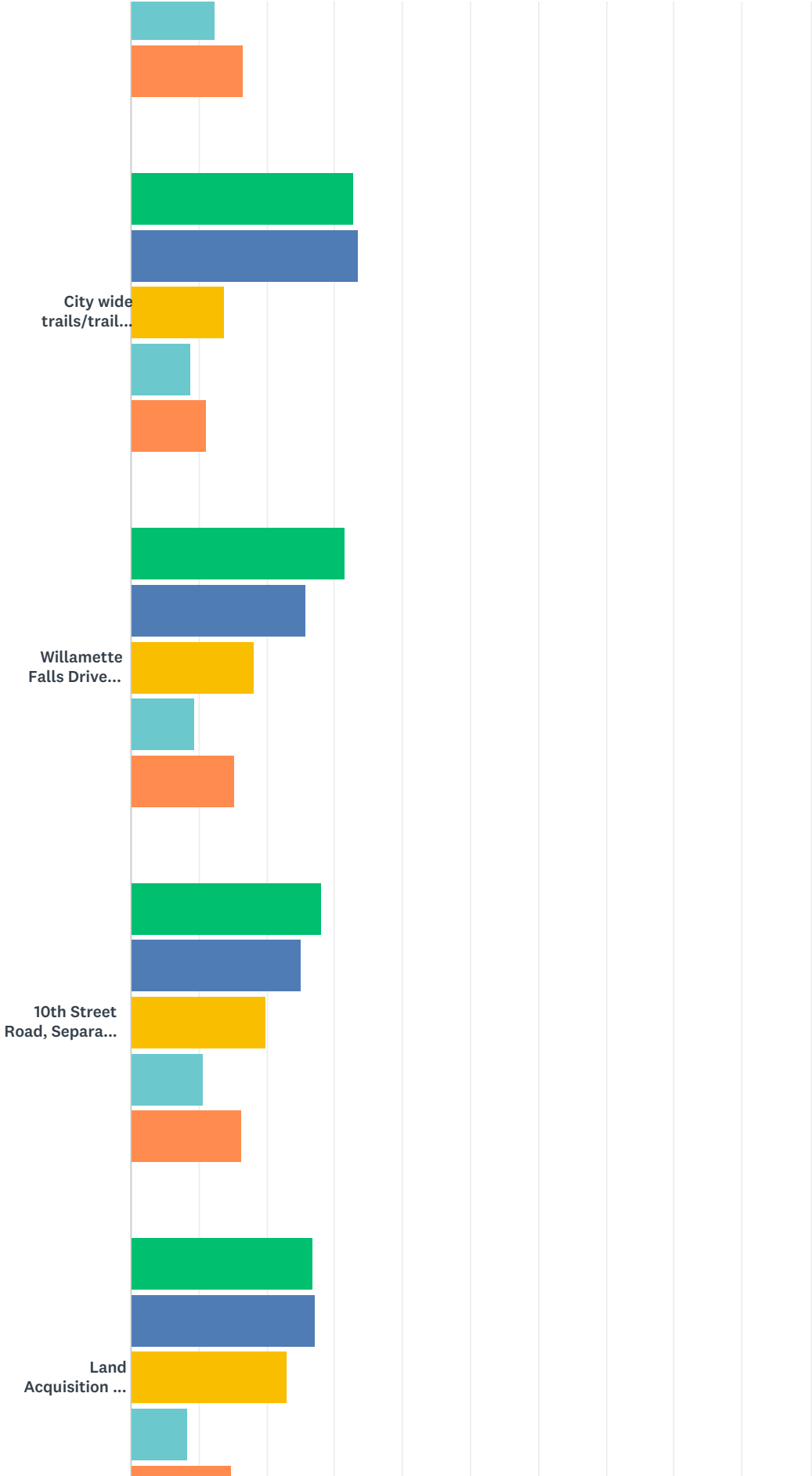


Q1 Below, please rank how likely you are to support a tax levy for the following types of projects:

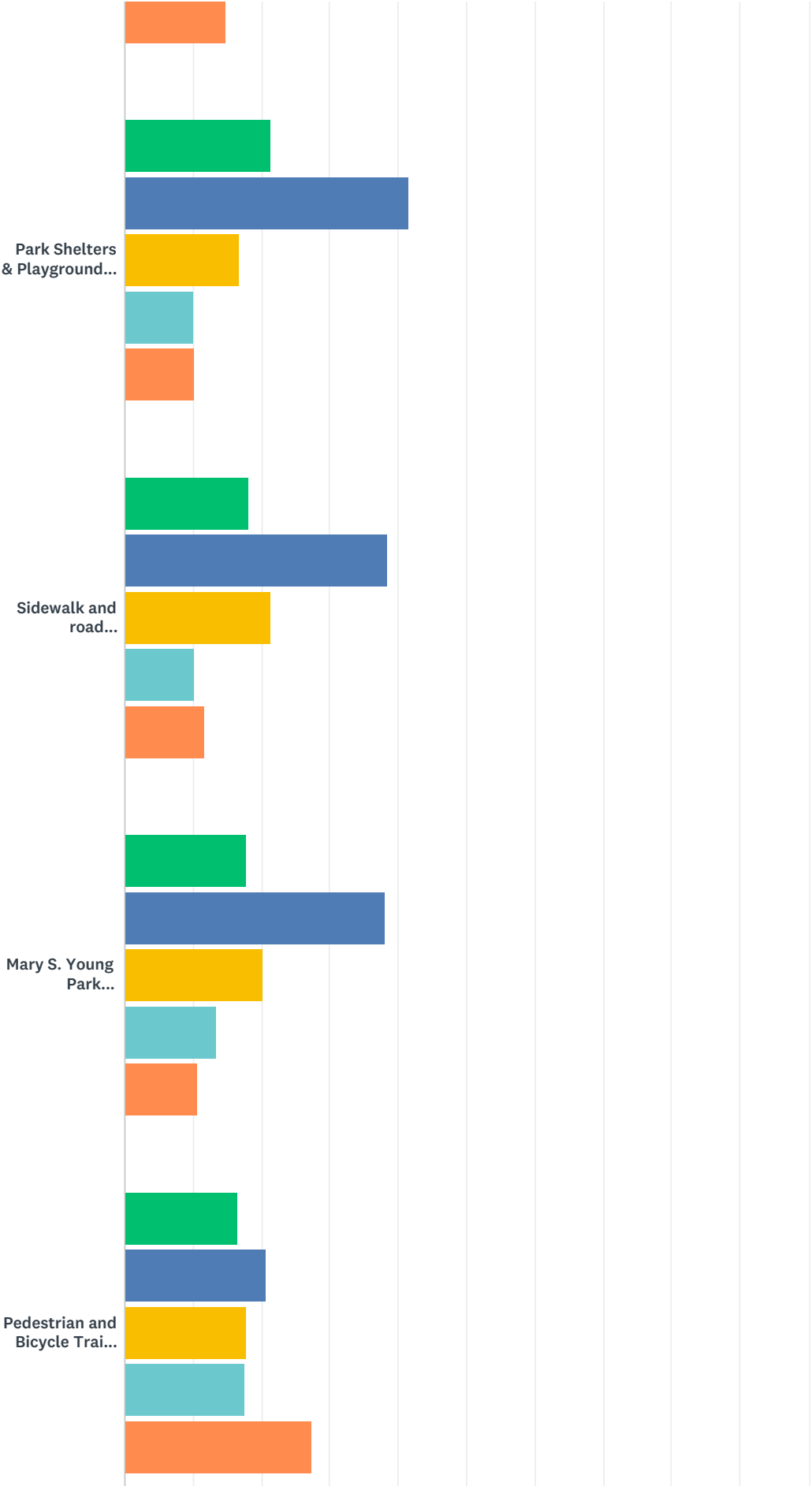
Answered: 1,015   Skipped: 3



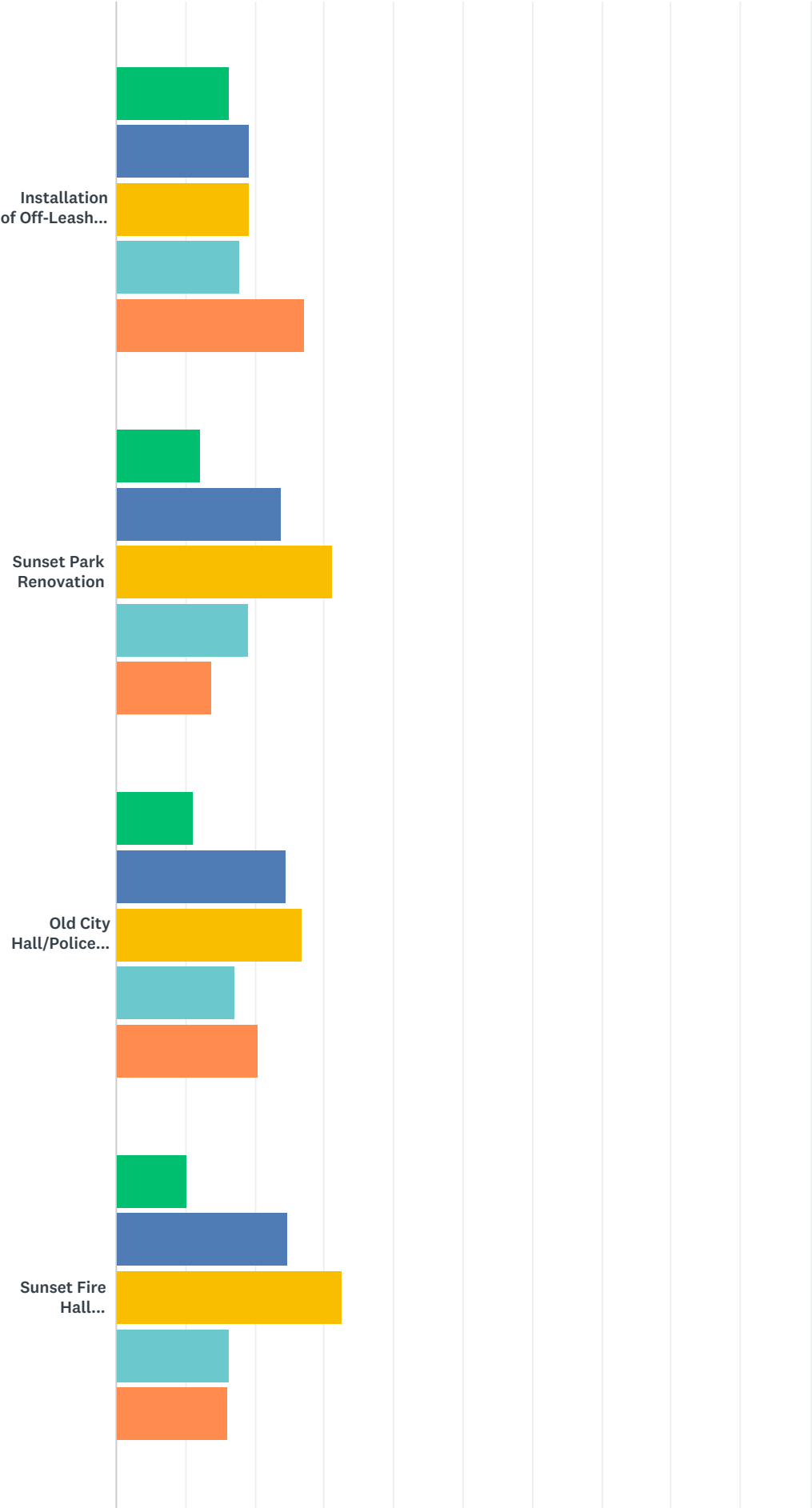
General Obligation Bond Renewal Community Survey



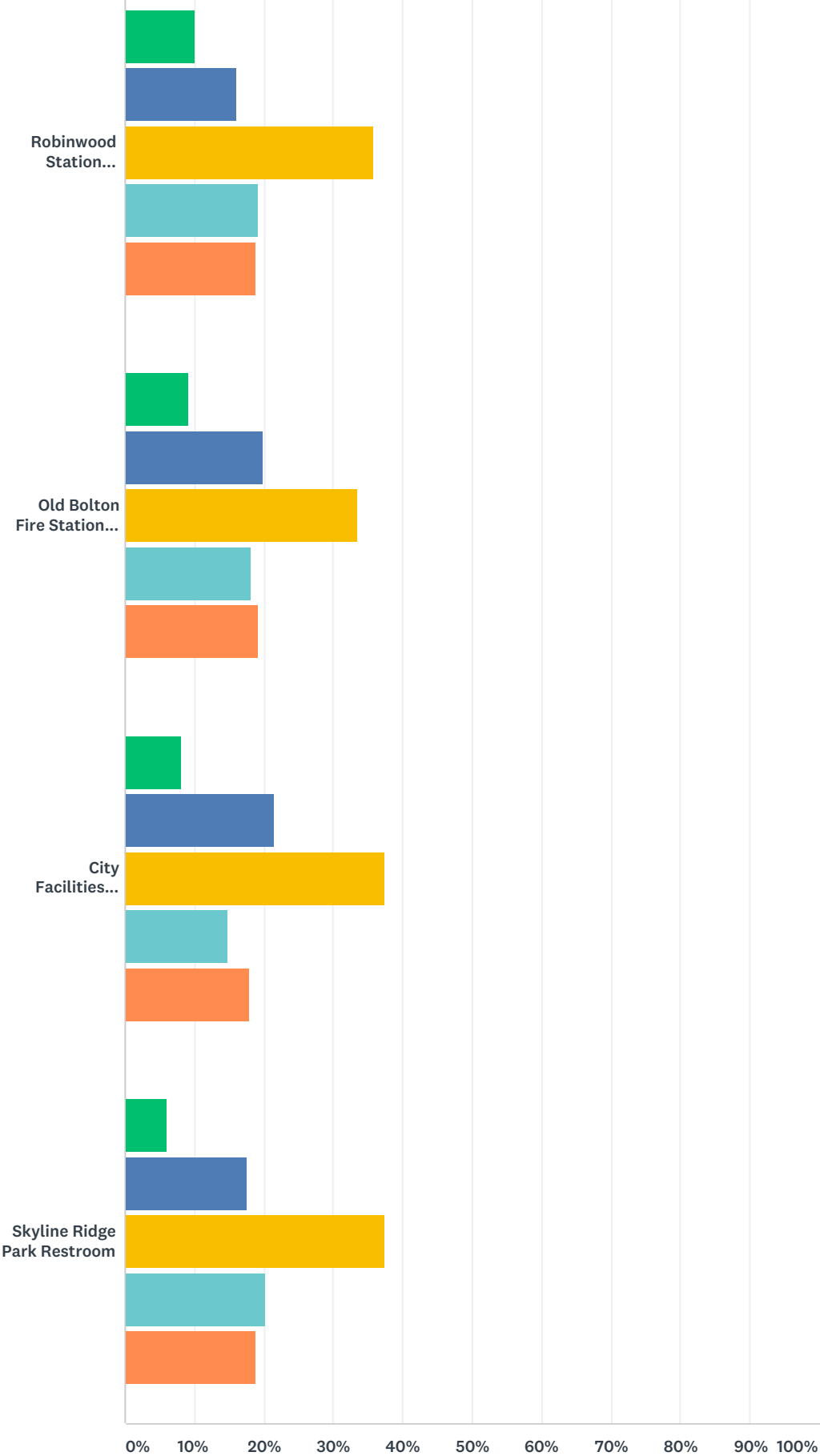
General Obligation Bond Renewal Community Survey



General Obligation Bond Renewal Community Survey



General Obligation Bond Renewal Community Survey



## General Obligation Bond Renewal Community Survey

■ Highly Likely   
 ■ Likely   
 ■ Not Sure   
 ■ Unlikely   
 ■ Very Unlikely

	HIGHLY LIKELY	LIKELY	NOT SURE	UNLIKELY	VERY UNLIKELY	TOTAL
Safe Routes to Schools sidewalk improvement projects	38.34% 383	35.84% 358	11.41% 114	5.21% 52	9.21% 92	999
Highway 43 Road, Separated Bike Lanes, and Sidewalk Improvements	34.06% 342	27.19% 273	13.65% 137	9.26% 93	15.84% 159	1,004
Willamette River Waterfront Public Access Areas	34.10% 339	32.80% 326	14.39% 143	8.55% 85	10.16% 101	994
Community recreation center	32.96% 325	21.20% 209	16.94% 167	12.37% 122	16.53% 163	986
City wide trails/trail connections	32.79% 322	33.50% 329	13.85% 136	8.76% 86	11.10% 109	982
Willamette Falls Drive Road, Separated Bike Lanes, and Sidewalk Improvements (Highway 43 to Tualatin River)	31.53% 314	25.70% 256	18.17% 181	9.34% 93	15.26% 152	996
10th Street Road, Separated Bike Lanes, and Sidewalk Improvements (Salamo/Blankenship to Willamette Falls Drive)	28.01% 279	25.10% 250	19.88% 198	10.74% 107	16.27% 162	996
Land Acquisition for Future Parks or Open Space, including land outside the current City limits to serve as buffer properties	26.76% 266	27.16% 270	22.94% 228	8.35% 83	14.79% 147	994
Park Shelters & Playground Equipment repair or replacement	21.37% 212	41.53% 412	16.83% 167	9.98% 99	10.28% 102	992
Sidewalk and road improvement projects adjacent to existing parks	18.15% 179	38.44% 379	21.40% 211	10.24% 101	11.76% 116	986
Mary S. Young Park improvements (parking, restroom renovations)	17.72% 177	38.04% 380	20.22% 202	13.31% 133	10.71% 107	999
Pedestrian and Bicycle Trail along I-205	16.45% 162	20.71% 204	17.77% 175	17.66% 174	27.41% 270	985
Installation of Off-Leash Areas (Dog Parks)	16.30% 162	19.32% 192	19.32% 192	17.81% 177	27.26% 271	994
Sunset Park Renovation	12.11% 118	23.82% 232	31.11% 303	19.10% 186	13.86% 135	974
Old City Hall/Police Station (near Arch Bridge) rehabilitation	11.01% 109	24.44% 242	26.87% 266	17.17% 170	20.51% 203	990
Sunset Fire Hall rehabilitation	10.33% 102	24.62% 243	32.73% 323	16.31% 161	16.01% 158	987
Robinwood Station rehabilitation	10.00% 99	16.06% 159	35.86% 355	19.29% 191	18.79% 186	990
Old Bolton Fire Station rehabilitation	9.17% 91	19.96% 198	33.47% 332	18.15% 180	19.25% 191	992
City Facilities Capital Improvements	8.13% 79	21.60% 210	37.35% 363	14.92% 145	18.00% 175	972
Skyline Ridge Park Restroom	6.01% 59	17.52% 172	37.37% 367	20.26% 199	18.84% 185	982